

# Aludra

Interior Lighting / Downlight



DAVIS LIGHTING

## Features

- Die-cast aluminium housing
- Frosted PMMA diffuser
- Energy saving & high-performance LED light source
- Recessed mounted
- Long life 50,000 hrs LED
- SELV compliant
- EMC compliant to 300Mhz
- Colour: Matt white


## Applications

- Suitable for indoor general use
- Commercial building
- Corridors
- Shopping centres
- Residential

## Standards

- Manufactured under ISO 9001:2015 to standards
- IEC/AS/NZS 60598.1
- IEC/AS/NZS 60598.2.2
- IEC/AS/NZS CISPR 15

## Mounting Methods



Recessed



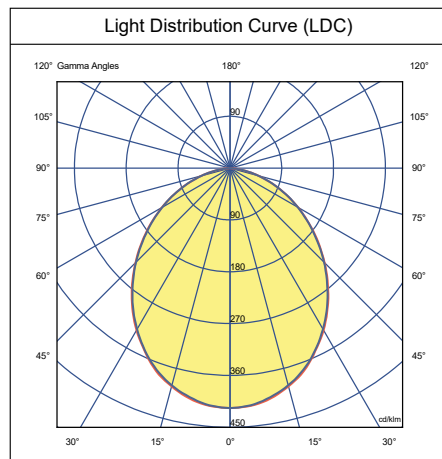
## Specifications

Model	LD20408WxK	LD20615WxK	LD20618WxK	LD20823WxK	LD20829WxK
Nominal Power (W)	8	15	18	23	29
Input Voltage	198 - 264 VAC 50 / 60 Hz				
Luminous Flux (lm)	> 600	> 1300	> 1400	> 2000	> 2600
Efficacy (lm/W)	75	87	78	87	90
CRI	≥ 80				
Power Factor	> 0.80	> 0.90	> 0.90	> 0.90	> 0.90
Colour Temp. (K)	3000 / 4000 / 6500				
Beam Angle (°)	100				
LED Life L70B50 (hr)	> 50,000				
Ambient Temp. $t_a$ (°C)	35				
Weight (kg)	0.20	0.35	0.35	0.55	0.55

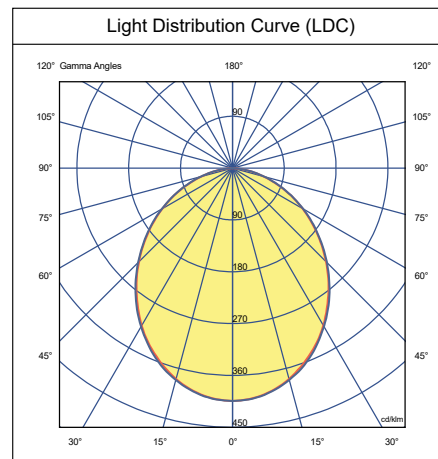
"x" denotes CCT, 3 = 3000K ; 4 = 4000K ; 6 = 6500K

## Lighting Data

LD20408W4K



LD20829W4K



## Dimensions

