

# Aludra

Interior Lighting / Downlight



## Features

Die-cast aluminium housing  
Frosted PMMA diffuser  
Energy saving & high-performance LED light source  
Recessed mounted  
Long life 50,000 hrs LED  
SELV compliant  
EMC compliant to 300Mhz  
Colour: Matt white

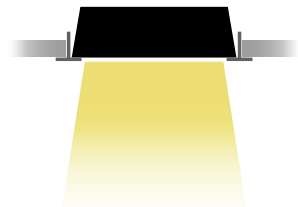
## Applications

Suitable for indoor general use  
Commercial building  
Corridors  
Shopping centres  
Residential

## Standards

Manufactured under ISO 9001:2015 to standards  
IEC/AS/NZS 60598.1  
IEC/AS/NZS 60598.2.2  
IEC/AS/NZS CISPR 15

## Mounting Methods



Recessed



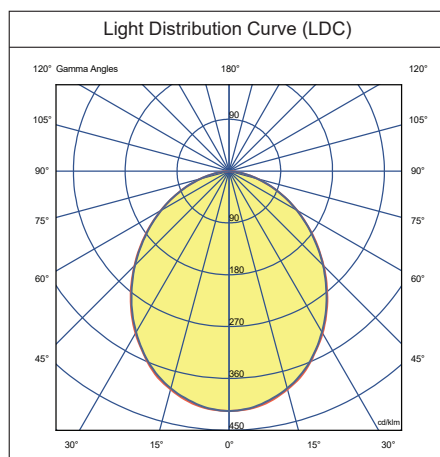
### Specifications

Model	LD20408WxK	LD20615WxK	LD20618WxK	LD20823WxK	LD20829WxK
Nominal Power (W)	8	15	18	23	29
Input Voltage	198 - 264 VAC 50 / 60 Hz				
Luminous Flux (lm)	> 600	> 1300	> 1400	> 2000	> 2600
Efficacy (lm/W)	75	87	78	87	90
CRI	≥ 80				
Power Factor	> 0.80	> 0.90	> 0.90	> 0.90	> 0.90
Colour Temp. (K)	3000 / 4000 / 6500				
Beam Angle (°)	100				
LED Life L70B50 (hr)	> 50,000				
Ambient Temp. $t_a$ (°C)	35				
Weight (kg)	0.20	0.35	0.35	0.55	0.55

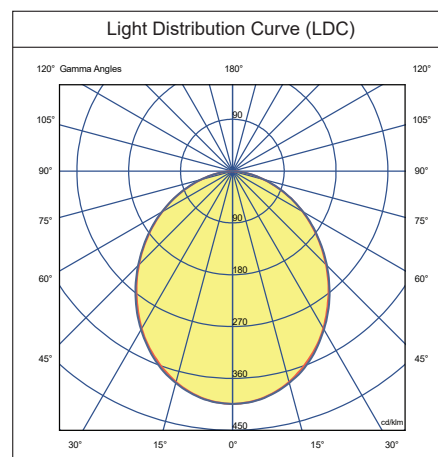
"x" denotes CCT, 3 = 3000K ; 4 = 4000K ; 6 = 6500K

### Lighting Data

LD20408W4K



LD20829W4K



### Dimensions

