

Features

Slim and wide body models
PMMA opalised diffuser
Chassis and accessory metal surfaces treated & degreased, finished in a white polyester-epoxy powder coat and baked for unprecedented protection and highest quality finish
Energy efficient electronic control gear
Knockouts for in-line mounting
Quick and easy installation
VEET/IPART approval (ACS435RBL4K, ACW420RBL4K, ACW435RBL4K)

Applications

Offices
Boardrooms
Schools
Showrooms / galleries
Hotels / motels

Options

Dimmable: 1-10V / DALI
Single-point emergency
(Note: options are indent only)

Standards

Manufactured under ISO 9001:2015 to standards
IEC/AS/NZS 60598.1
IEC/AS/NZS 60598.2.1
IEC/AS/NZS CISPR 15

Mounting Methods



Surface mounted



Product Code Key

Model	Size	Power	Light Engine	CCT	-	Dimming
AC	S2 = Slim body, 610mm	10 = 10W	RBL = Osram Basic Linear	3K = 3000K		D08 = 1-10V
		20 = 20W		4K = 4000K		D10 = DALI
	S4 = Slim body, 1227mm	20 = 20W		6K = 6500K		
		35 = 35W				
W2 = Wide body, 610mm	10 = 10W	6500K is unavailable for ACS210, ACS420, ACW210, ACW420			omit for standard non dimmable	
	20 = 20W					
W4 = Wide body, 1227mm	20 = 20W					
	35 = 35W					

e.g. ACS210RBL4K-D10 = Ascella slim body, 610mm length, 4000K CCT, DALI dimming

Specifications

Model	ACS210RBLxK	ACS220RBLxK	ACS420RBLxK	ACS435RBLxK
Nominal Power (W)	10	20	20	35
Input Voltage	220 - 240 VAC 50 / 60 Hz			
Luminaire Flux (lm)*	1468	1964	2710	4730
Luminaire Efficacy (lm/W)*	124	115	138	137
CRI	> 80			
Power Factor	0.94	0.97	0.98	0.97
Colour Temp. (K)	3000 / 4000	3000 / 4000 / 6500	3000 / 4000	3000 / 4000 / 6500
Luminaire Rated Life (hrs)	> 50,000			
Operating Temp. (°C)	-25 to +35			
Weight (kg)	1.00	1.00	1.54	1.54
VEET/IPART Approval*	No	No	No	Yes

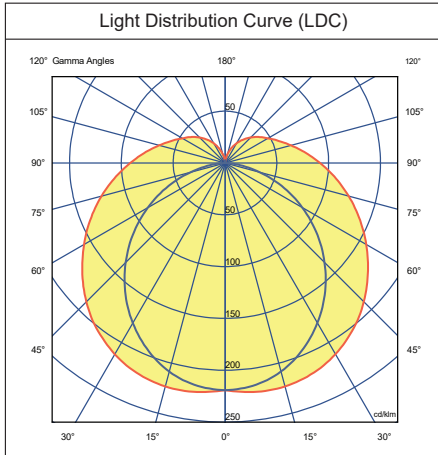
Model	ACW210RBLxK	ACW220RBLxK	ACW420RBLxK	ACW435RBLxK
Nominal Power (W)	10	20	20	35
Input Voltage	220 - 240 VAC 50 / 60 Hz			
Luminaire Flux (lm)*	1281	1847	2623	4368
Luminaire Efficacy (lm/W)*	109	106	132	124
CRI	> 80			
Power Factor	0.93	0.97	0.98	0.97
Colour Temp. (K)	3000 / 4000	3000 / 4000 / 6500	3000 / 4000	3000 / 4000 / 6500
Luminaire Rated Life (hrs)	> 50,000			
Operating Temp. (°C)	-25 to +35			
Weight (kg)	1.30	1.30	2.00	2.00
VEET/IPART Approval*	No	No	Yes	Yes

*x" denotes CCT, 3 = 3000K ; 4 = 4000K ; 6 = 6500K

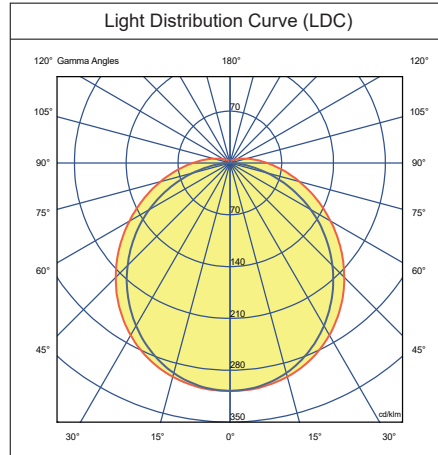
* Specifications shown for 4000K

Lighting Data

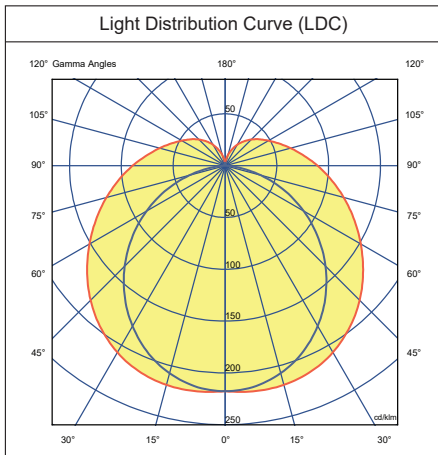
ACS220RBL4K



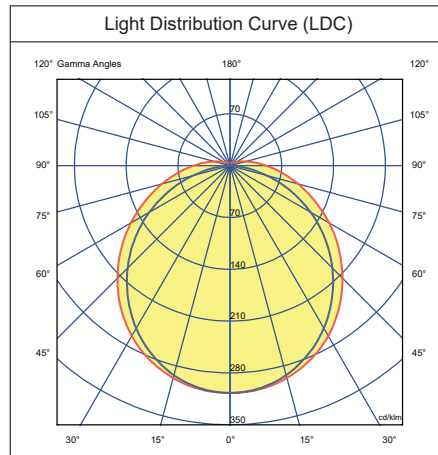
ACW220RBL4K



ACS435RBL4K



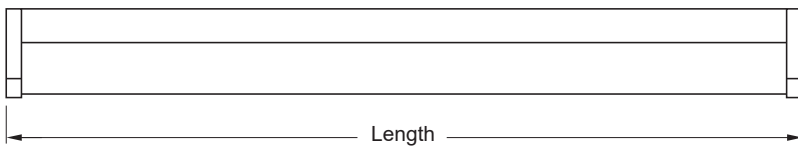
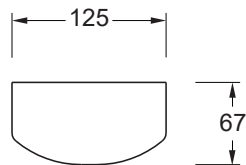
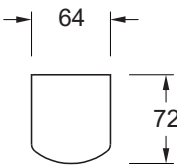
ACW435RBL4K



Dimensions

ACS

ACW



Model	Length (mm)
ACS210RBLxK	610
ACS220RBLxK	
ACS420RBLxK	
ACS435RBLxK	
ACW210RBLxK	1227
ACW220RBLxK	
ACW420RBLxK	
ACW435RBLxK	

