

Pan - PNB

Commercial Lighting / Backlit Panel Light



Features

Uniform light effect
Integrated steel plate design provides excellent thermal management
Concise design offers high performance
Available in 3000K, 4000K, 5000K, 6000K
Remote driver
Various mounting methods
Available in dimming version

Applications

Offices / meeting rooms
Schools
Hospitals
Laboratory / Dust-free workshop

Options

0-10V / 1-10V / DALI dimming
Surface Mount / Plaster Frame / Suspension Kit

Standards

Manufactured under ISO 9001:2015 to standards
IEC/AS/NZS 60598.1
IEC/AS/NZS 60598.2.1
IEC/AS/NZS 60598.2.2
IEC/AS/NZS CISPR 15

Mounting Methods



T-Bar Lay-in



Plaster Recessed
-with plaster frame kit



Surface Mounted
-with surface mount kit



Suspension
-with suspension kit



Pan - PNB

Commercial Lighting / Backlit Panel Light



Product Code Key

Model	Nominal Size	Power	CCT	-	Dimming (optional)
PNB	2 = 600x300mm	10W = 10W	3K = 3000K		D07 = 0-10V
		15W = 15W	4K = 4000K		D08 = 1-10V
		20W = 20W	5K = 5000K		D10 = DALI
	4 = 1200x300mm	25W = 25W	6K = 6000K		
		30W = 30W			
		35W = 35W			
	W2 = 600x600mm	25W = 25W			
		30W = 30W			
		35W = 35W			
	W4 = 1200x600mm	40W = 40W			
		50W = 50W			
		60W = 60W			

omit for standard
non dimmable

e.g. PNB430W4K = PNB 1200x300mm, 30W, 4000K

Specifications ^①

Model	PNB220WxK	PNB425WxK	PNB430WxK	PNBW225WxK	PNBW450WxK
Nominal Power (W)	20	25	30	25	50
Input Voltage	220 - 240 VAC 50 / 60 Hz				
Luminaire Flux (lm)*	2300	2875	3450	3000	6000
Luminaire Efficacy (lm/W)*	115	115	115	120	120
CRI	> 80				
Power Factor	> 0.90				
SDCM	≤ 5				
Colour Temp. (K)	3000 / 4000 / 5000 / 6000				
Luminaire Rated Life (hrs)	50,000				
Operating Temp. (°C)	-20 to +40				
Weight (kg)	2.0	2.5	2.5	2.5	3.5

x denotes CCT, 3 = 3000K ; 4 = 4000K ; 6 = 6000K

*Specifications shown for 4000K

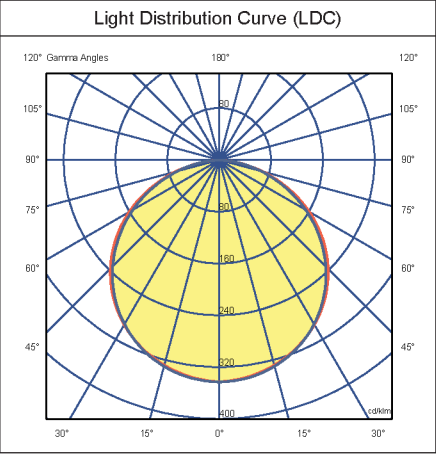
Pan - PNB

Commercial Lighting / Backlit Panel Light

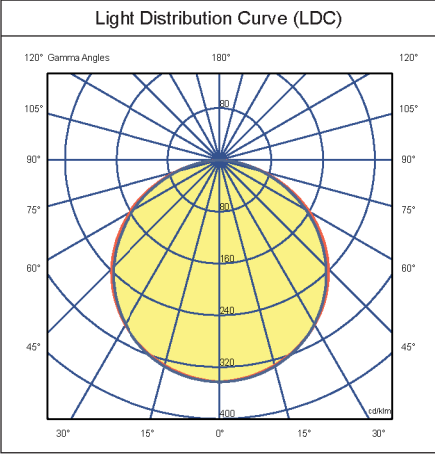


Lighting Data

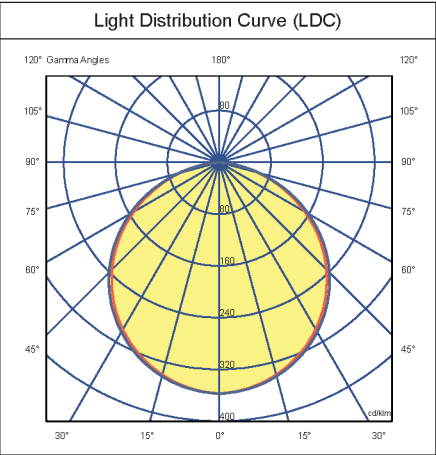
PNB220W4K



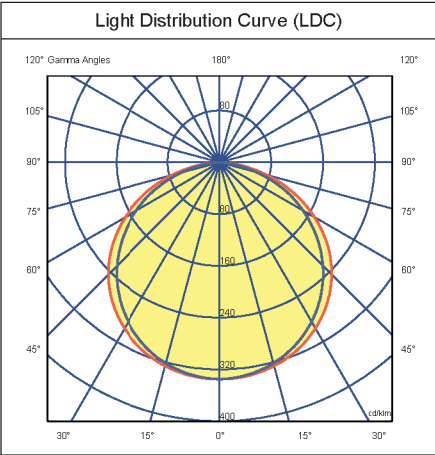
PNB435W4K



PNBW235W4K

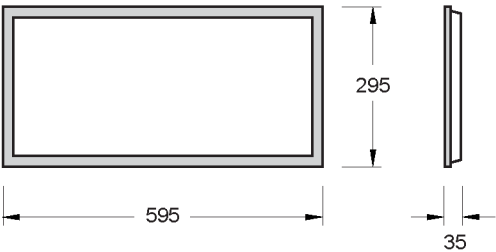


PNBW450W4K




Dimensions

PNB2



PNB4



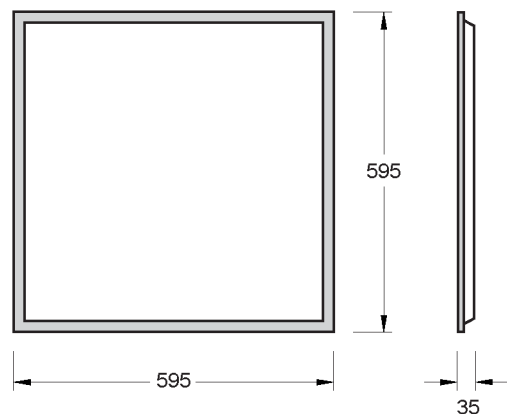
Pan - PNB

Commercial Lighting / Backlit Panel Light

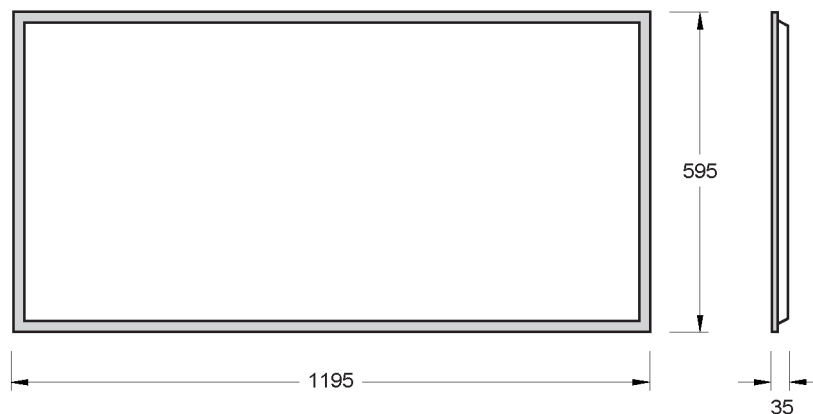


Dimensions

PNBW2




PNBW4



Mounting Accessories


Surface Mount Kit

Part Number	Length (mm)	Width (mm)	Height (mm)	Suitable for model
SK600	600	300	76	PNB210 / PNB15 / PNB20
SK1200	1200	300	76	PNB425 / PNB430 / PNB435
SKW600	600	600	76	PNBW225 / PNBW230 / PNBW235
SKW1200	1200	600	76	PNBW440 / PNBW450 / PNBW460



Plaster Frame Kit

Part Number	Frame Length (mm)	Frame Width (mm)	Cutout Length (mm)	Cutout Width (mm)	Suitable for model
PF600	600	300	605	305	PNB210 / PNB15 / PNB20
PF1200	1200	300	1205	305	PNB425 / PNB430 / PNB435
PFW600	600	600	605	605	PNBW225 / PNBW230 / PNBW235
PFW1200	1200	600	1205	605	PNBW440 / PNBW450 / PNBW460



Suspension Kit

Part Number	Suitable for model
PANSUS	All model



davislighting.com



davislighting.com.au

All photometric and electrical data published are of $\pm 10\%$ tolerance. Characteristics and specifications may change without notice. All electrical installations / connections should be carried out by a suitably qualified person. Application images are indicative only and may not contain actual Davis product. The information contained in this publication is typical and must not be interpreted as a guarantee of individual product performance.