

Lyra CTP

Interior Lighting / Ceiling Light



Features

- Elegant low-profile design
- Switchable power output
- Switchable CCT: 3000K + 4000K + 5000K
- Integrated phase-cut dimmable driver
- IP54 rated
- Robust IK10 rated construction
- 50,000hr rated system lifetime
- Quick and easy installation

Applications

- Domestic environments
- Motels / Hotels
- Schools
- Staitwells
- General areas

Standards

- Manufactured under ISO 9001:2015 to standards
- IEC/AS/NZS 60598.1
- IEC/AS/NZS 60598.2.1
- IEC/AS/NZS CISPR 15

Mounting Methods



Surface



LYR1215CTP



LYR1825CTP



LYR2835CTP



Lyra CTP

Interior Lighting / Ceiling Light



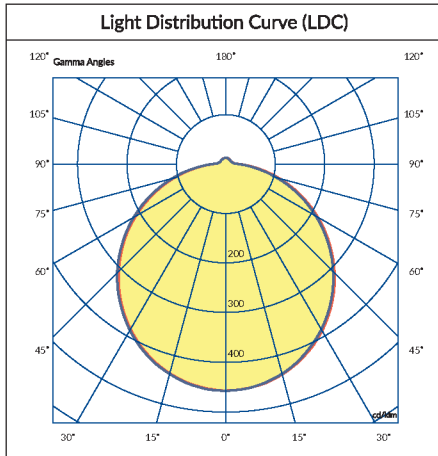
Specifications

Model	LYR1215CTP-D03	LYR1825CTP-D03	LYR2835CTP-D03
Power Switchable (W)	12 / 15	18 / 25	28 / 35
Input Voltage	220 - 240 VAC 50/60 Hz		
Luminaire Flux (lm)*	1561 / 1916	2234 / 3061	3636 / 4437
Luminaire Efficacy (lm/W)*	132 / 129	125 / 128	133 / 130
CCT Switchable (K)	3000K + 4000K + 5000K		
CRI	> 80		
Power Factor	> 0.90		
Luminaire Rated Life (hr)	50,000		

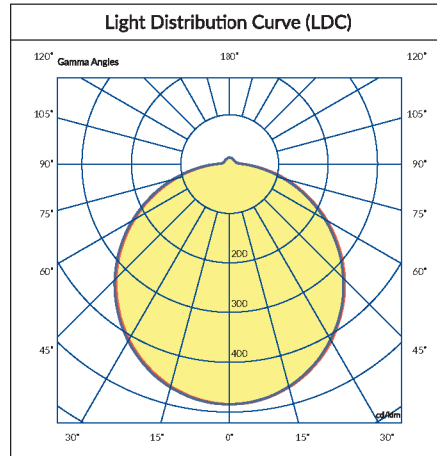
* Spec's shown for 4000K

Lighting Data

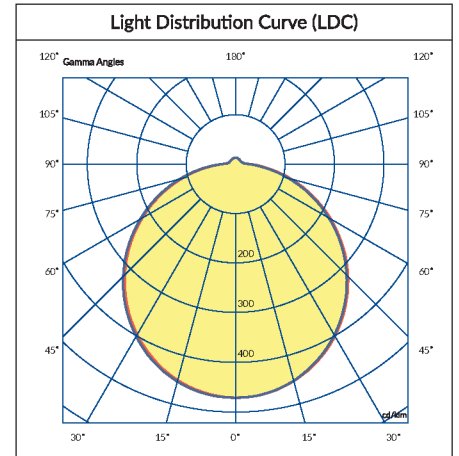
LYR1215CTP-D03 (12W 3000K)



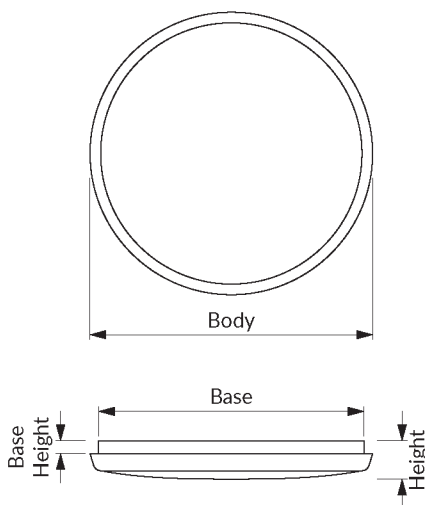
LYR1215CTP-D03 (12W 4000K)



LYR1215CTP-D03 (12W 5000K)



Dimensions



Model	LYR1215CTP-D03	LYR1825CTP-D03	LYR2835CTP-D03
Body	Ø248 mm	Ø298 mm	Ø398 mm
Height	42 mm	42 mm	42 mm
Base	Ø229 mm	Ø280 mm	Ø370 mm
Base Height	13.5 mm	13.5 mm	13.5 mm



davislighting.com



davislighting.com.au

All photometric and electrical data published are of ±10% tolerance. Characteristics and specifications may change without notice. All electrical installations / connections should be carried out by a suitably qualified person. Application images are indicative only and may not contain actual Davis product. The information contained in this publication is typical and must not be interpreted as a guarantee of individual product performance.