



General Installation Method

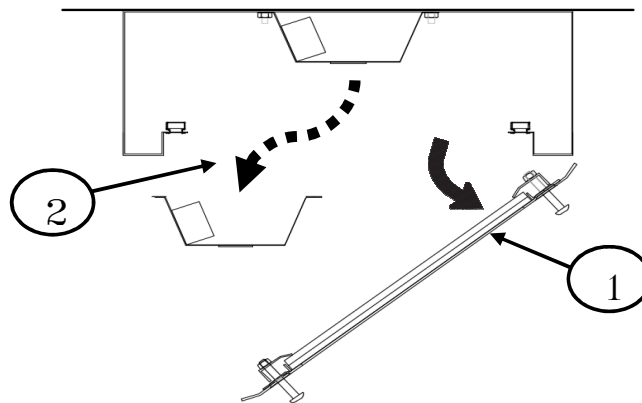
Model Range: NOS Series

Important


1. Luminaire to be installed by qualified persons only
2. Ensure mains supply is disconnected prior to any maintenance or installation work
3. CAUTION ! This fitting must be earthed.
4. Davis Lighting will not accept any responsibility for damages or injuries caused as a result of the unauthorized modification of this or any other Davis Lighting product.

Installation

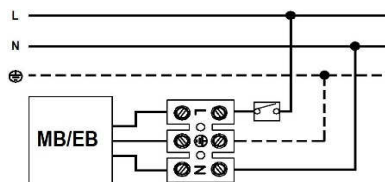
1. Open the front cover and remove gear cover as shown below



2. Install with wall mounting screw as shown.



3. Connect the incoming mains cable to the terminal block



4. Re-install the gear cover and front cover.