



Features

Slim and wide body models
PMMA opalised diffuser
Chassis and accessory metal surfaces treated & degreased, finished in a white polyester-epoxy powder coat and baked for unprecedented protection and highest quality finish
Energy efficient electronic control gear
Knockouts for in-line mounting
Quick and easy installation
VEET/IPART approval (ACS435RBL4K, ACW420RBL4K, ACW435RBL4K)

Applications

Offices
Boardrooms
Schools
Showrooms / galleries
Hotels / motels

Options

Dimmable: 1-10V / DALI
Single-point emergency
(Note: options are indent only)

Standards

Manufactured under ISO 9001:2015 to standards
IEC/AS/NZS 60598.1
IEC/AS/NZS 60598.2.1
IEC/AS/NZS CISPR 15

Mounting Methods



Surface mounted





Product Code Key

Model	Size	Power	Light Engine	CCT	-	Dimming
AC	S2 = Slim body, 610mm	10 = 10W	RBL = Osram Basic Linear	3K = 3000K		D08 = 1-10V
		20 = 20W		4K = 4000K		D10 = DALI
	S4 = Slim body, 1227mm	20 = 20W		6K = 6500K		
		35 = 35W				
	W2 = Wide body, 610mm	10 = 10W				
		20 = 20W				
	W4 = Wide body, 1227mm	20 = 20W		6500K is unavailable for ACS210, ACS420, ACW210, ACW420		omit for standard non dimmable
		35 = 35W				

e.g. ACS210RBL4K-D10 = Ascella slim body, 610mm length, 4000K CCT, DALI dimming

Specifications

Model	ACS210RBLxK	ACS220RBLxK	ACS420RBLxK	ACS435RBLxK
Nominal Power (W)	10	20	20	35
Input Voltage	220 - 240 VAC 50 / 60 Hz			
Luminaire Flux (lm)*	1470	1960	2710	4730
Luminaire Efficacy (lm/W)*	120	110	135	130
CRI	> 80			
Power Factor	0.94	0.97	0.98	0.97
Colour Temp. (K)	3000 / 4000	3000 / 4000 / 6500	3000 / 4000	3000 / 4000 / 6500
Luminaire Rated Life (hrs)	> 50,000			
Operating Temp. (°C)	-25 to +35			
Weight (kg)	1.00	1.00	1.54	1.54
VEET/IPART Approval*	No	No	No	Yes

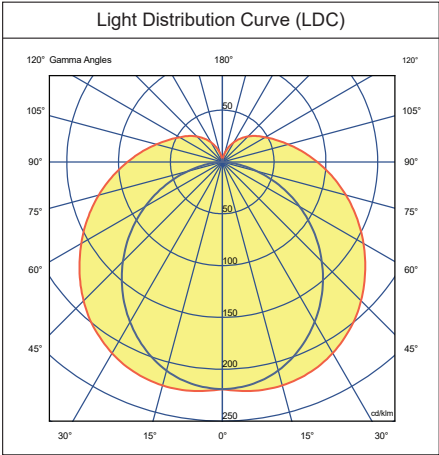
Model	ACW210RBLxK	ACW220RBLxK	ACW420RBLxK	ACW435RBLxK
Nominal Power (W)	10	20	20	35
Input Voltage	220 - 240 VAC 50 / 60 Hz			
Luminaire Flux (lm)*	1280	1850	2620	4370
Luminaire Efficacy (lm/W)*	110	105	130	120
CRI	> 80			
Power Factor	0.93	0.97	0.98	0.97
Colour Temp. (K)	3000 / 4000	3000 / 4000 / 6500	3000 / 4000	3000 / 4000 / 6500
Luminaire Rated Life (hrs)	> 50,000			
Operating Temp. (°C)	-25 to +35			
Weight (kg)	1.30	1.30	2.00	2.00
VEET/IPART Approval*	No	No	Yes	Yes

*x" denotes CCT, 3 = 3000K ; 4 = 4000K ; 6 = 6500K

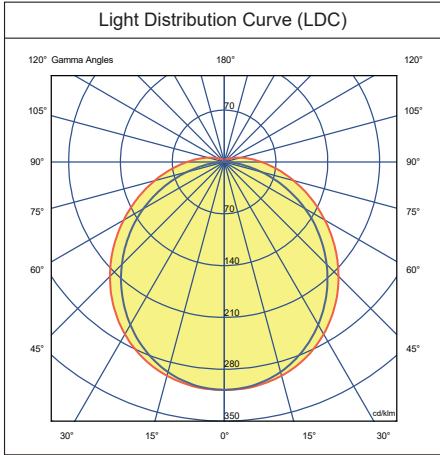
* Specifications shown for 4000K

Lighting Data

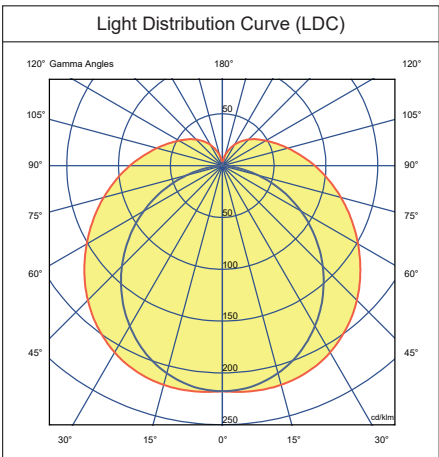
ACS220RBL4K



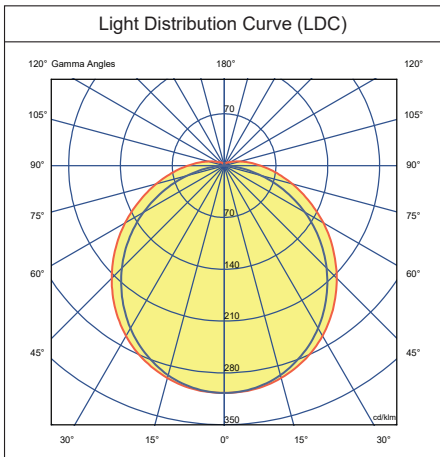
ACW220RBL4K



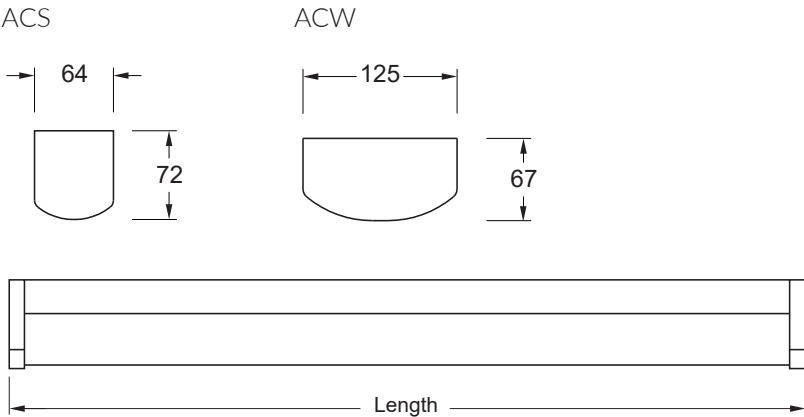
ACS435RBL4K



ACW435RBL4K



Dimensions



Model	Length (mm)
ACS210RBLxK	610
ACS220RBLxK	
ACS420RBLxK	
ACS435RBLxK	
ACW210RBLxK	1227
ACW220RBLxK	
ACW420RBLxK	
ACW435RBLxK	



All photometric and electrical data published are of $\pm 10\%$ tolerance. Characteristics and specifications may change without notice. All electrical installations / connections should be carried out by a suitably qualified person. Application images are indicative only and may not contain actual Davis product. The information contained in this publication is typical and must not be interpreted as a guarantee of individual product performance.