DAVISLIGHTING

Product Catalogue

2023/24

Presence

Our Company

Long-established, experienced and accustomed to change in this dynamic and ever-developing industry, the Davex Group (Davis Lighting) continues to support 1000s of clients throughout Australia and South-East Asia.

Founded in 1983, Davis Lighting graduated from fluorescent and HID luminaires to modern-day LED and energy-efficient needs, becoming an experienced designer, manufacturer and supplier to the electrical and construction industries.

Proficient in both project and trade distribution, Davis Lighting continues to develope with a talented, dedicated team who drive a positive customer-focused attitude towards the successful fulfillment of our clients' needs.

One-Stop Service
End-to-end support from conception to handover via a single point of contact

Product Innovation
Imaginative lighting solutions that go beyond the conventional to boost product performance and drive creative design

Energy Efficiency
Low running costs across a vast range of products for optimum operational performance

Experience That Counts
Extensive industry knowledge supplying products to the architectural, residential and commercial sectors in both local and international markets

Customised Product Solutions
Versatile in-house design and manufacturing capabilities to provide exactly the product to best meet the customer's needs

Greater Assurance
On-ground sales and technical team in three key markets to provide hands-on support for trade professionals as well as large-scale projects

Capability

Leadership and Support

Manufacturing located in Penang, Malaysia
140,000 sq ft facility
Metal fabrication and CNC machines
Automated powder coating facility
Multiple Assembly lines
ISO Stringent quality control
Warehouse and international distribution

Manufactured under ISO 9001:2015
IES/AS/NZS 60598.1
IEC/AS/NZS 60598.2.2
IEC/AS/NZS CISPR 15

Worldwide Support
Davis maintains supply and manufacturing partners throughout the world to ensure efficient productivity and the availability of the latest technologies

Assurance

Innovation and Quality

Davis boasts a Full Product Development testing and R&D capability at its Penang manufacturing plant with inhouse state-of-the-art test facilities including electrical safety, thermal, photometric, IP rating, IK rating, polymer burn tests.

Collaboration between Davis engineers in Australia, Malaysia and Singapore ensures products are designed for local markets to meet or exceed the local standards, energy and environmental needs.

All Davis fittings are tested by our in-house Lab to ensure design performance and longevity.

Operated under ISO 9001:2015

Solutions

Diverse Energy Efficiency

With a wide marketplace to engage, Davis Lighting has used its extensive international knowledge to diversify from traditional products into a three-tier targeted approach utilising LED efficiency and smart control.

This tiered direction allows Davis to focus on specific market segments in terms of range and capability, knowing that one size does not fit all.

Each tier is comprised of specialised products selected to meet the economic, efficiency and environmental needs in that segment, with the added element of smart control. This allows our clients the flexibility of choice and the knowledge that Davis can fulfill their requirements at any level.

Davis' in-house test and manufacturing facilities imbue each segment with a confidence and trust that comes from detailed documentation and full test data qualification, making a powerful proposition to any lighting-orientated client - from conception and design through to supply and installation.

DAVISTRADE

DAVISTRADE presents a wide variety of luminaires with superior quality and performance to provide a comprehensive modular toolbox for a broad range of indoor and outdoor applications

DAVISPRO

DAVISPRO offers a professional range of lighting solutions to fulfill diverse project requirements in workspace, commercial, distribution, hospitality, sports and city beautification environments

DAVISDESIGN

DAVISDESIGN comprises highly efficient and exquisite architectural luminaires to create unique and innovative lighting solutions for high performance, elegant projects

Smart Solutions

Having controllable lighting can not only significantly reduce costs and carbon emissions, but it can also help deliver a comfortable and healthier environment.

As such, lighting performance and energy efficiency has become the standard that we all live with today. At Davis we focus on offering high performance products that are either smarts ready or have integrated capabilities.

Smarts Ready

Davis Lighting offers a range of fittings that can be integrated with an existing system with the use of dimmable drivers.

Sensor Ready

Our sensor ready solutions allow for easy integration of a sensor when and where the feature is required, including post install.

Integrated Solution

Our range of integrated sensor solutions enables for greater energy savings whilst enhancing the safety and quality of light in an application.

Dim Ready

Sensor Ready

Integrated Solution

Contents

Down Lights

Dalco 14

Dalco Flush 16

Picton 18

Dalton 20

Debula 22

Brixia 26

Xena 30

Dome 36

Start 42

Bowen BWE 50

Bowen BWU 52

Bronte 54

Ashford 55

Track Lights

Travis TSC 56

Travis TSU 61

Contents

Ceiling Lights

Clio 66

Lyra 68

Battens

Ascella 70

Balmoral 72

Panel Lights

Pan PNB 74

Pan PNU 78

Pan PNZ 82

Troffers

Mensa 86

Limerick 90

Nussa NUC 94

Nussa NUD 98

Nussa NUL 103

Nussa NUS 108

Contents

Specialty Lights

Cressida 112

Cressida CRFM 116

Nordus 120


Rydal 124

Extrusion

Excalibur EX 126

Panel & Troffer Accessories

Plaster Frame 130

Surface Frame 131

Air-Handling Frame 132

Suspension Kit 133

Weatherproof Battens

Wyplash WPB 136

Wyplash WPUT 138

Wynyard 142


TuffLED 144

Contents

Bulkheads

Botha 146

Calypso 148

Wall Lights

Bathurst BUR 150

Bathurst BUE 154

Bathurst 156

Larissa 161

Gedda 162

Warell WLR 164

Warell WLS 168

Flood Lights

Floryn FLA 172

Floryn FLE 176

Floryn FLS 178

Brunswick 182

Contents

Sybil 186

Perth 190

Urban & Landscape Lights

Helio 194

Panthera 200

Bola 204

Kingston 207

Low & High Bay Lights

Glinos 210

Utofia UFS 214

Utofia UFP 218

Exit Lights

KWIK-E2 224

KWIK-X2 226

Contents

Emergency Lights

KWIK-SPOT 228

Sirius SRE2 230

Sirius SRS 232

Ascella 234

Balmoral 238

Wyplash WPB 242

Wyplash WPUT 245

Wynyard WYN 248

Wynyard WYNS 251

Interior Lighting

Dalco

Interior Lighting / Downlight

Features

Triac dimmable
CCT selectable: 3000K, 4000K, 5000K
Polyamide body with latest heat dissipation technology
Opal acrylic diffuser for even lighting output
High efficiency SMD LED chips
CRI ≥80 and good stability over lifetime
With flex and plug
Quick and simple installation, use spring clip to fix on ceiling
IC-4 compliant
IP44 below ceiling, IP40 above
Black trim accessary (available separately)
3-year warranty

Applications

Commercial building
Boutiques
Restaurants
Bedrooms
Offices / meeting rooms

Standards

Manufactured under ISO 9001:2015 to standards
IEC/AS/NZS 60598.1
IEC/AS/NZS 60598.2.1
IEC/AS/NZS 60598.2.2
IEC/AS/NZS CISPR 15

Mounting Methods

Recessed

Dalco

Interior Lighting / Downlight

Specifications

Model	DA705CTD	DA910CTD
Nominal Power (W)	6	9
Input Voltage	220 - 240 VAC 50 / 60 Hz	
Luminaire Flux (lm)	610	885
Luminaire Efficacy (lm/W)	100	95
CRI	≥ 80	
Power Factor	> 0.90	
SDCM	≤ 5	
CCT Switchable (K)	3000 + 4000 + 5000	
Beam Angle (°)	90	
Luminaire Rated Life (hrs)	30,000	
Operating Temp. (°C)	-20 to +35 *	
Weight (kg)	0.20	

Specifications shown for 4000K
*Not suitable for installation in freezer room

Lighting Data

DA705CTD (4000K)

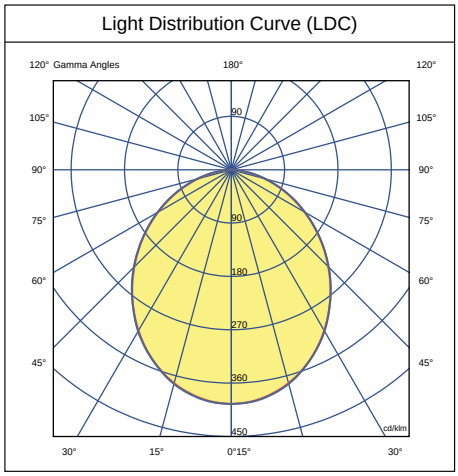

DA910CTD (4000K)

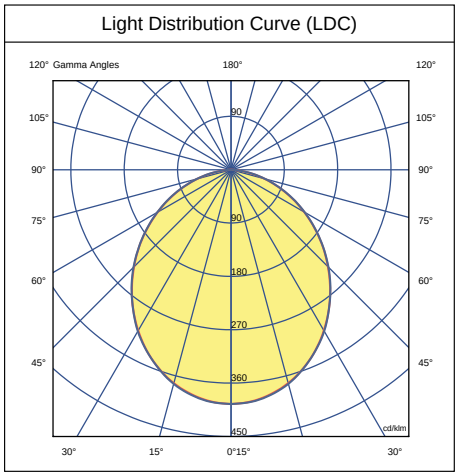

Dimensions

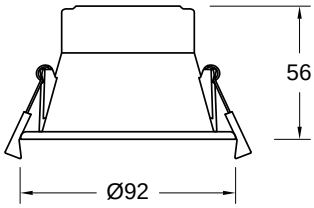

cut-out Ø70

DA705CTD

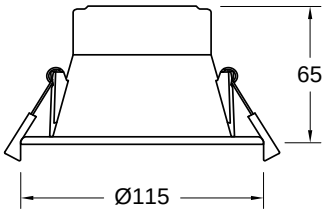

cut-out Ø90

DA910CTD

Dalco Flush

Interior Lighting / Downlight

Features

Flush finish recessed downlight
Triac dimmable
CCT selectable: 3000K, 4000K, 5000K
Polyamide body with latest heat dissipation technology
Opal acrylic diffuser for even lighting output
High efficiency SMD LED chips
CRI ≥80 and good stability over lifetime
With flex and plug
Quick and simple installation, use spring clip to fix on ceiling
IC-4 compliant
IP44 below ceiling, IP40 above
3-year warranty

Applications

Commercial building
Boutiques
Restaurants
Bedrooms
Offices / meeting rooms



Standards

Manufactured under ISO 9001:2015 to standards
IEC/AS/NZS 60598.1
IEC/AS/NZS 60598.2.1
IEC/AS/NZS 60598.2.2
IEC/AS/NZS CISPR 15

Mounting Methods

Recessed

Dalco Flush

Interior Lighting / Downlight

Specifications

Model	DAS910CTD		
Nominal Power (W)		9	
Input Voltage		220 - 240 VAC 50 / 60 Hz	
CCT Switchable (K)	3000	4000	5000
Luminaire Flux (lm)	794	936	830
Luminaire Efficacy (lm/W)	97	104	103
CRI		≥ 80	
Power Factor		> 0.90	
SDCM		≤ 5	
Beam Angle (°)		90	
Luminaire Rated Life (hrs)		30,000	
Operating Temp. (°C)		-20 to +35 *	
Weight (kg)		0.20	

*Not suitable for installation in freezer room

Lighting Data

Light Distribution Curve (LDC)

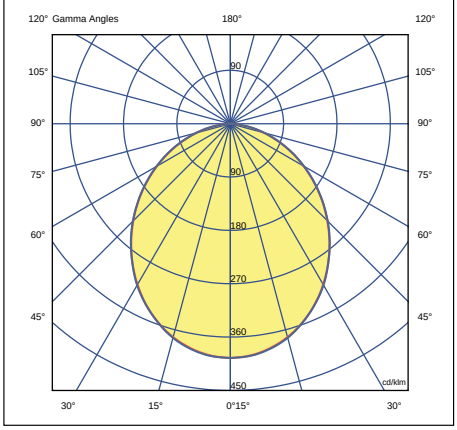

Dimensions

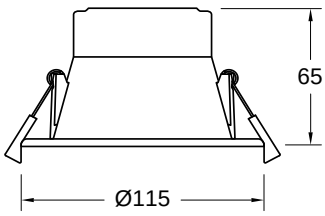

cut-out Ø90

Picton

Interior Lighting / Downlight

Features

Compact, light-weight design
CCT selectable: 3000K, 4000K, 5000K
Remote dimmable LED driver
High efficiency SMD LED chips
High performance 40,000 hrs LED
Quick and easy installation
IC-4 compliant
IP54 below ceiling, IP20 above



Applications

Retail shops
Bars, restaurants
Galleries
Display areas
Bedrooms, lounge rooms

Standards

Manufactured under ISO 9001:2015 to standards
IEC/AS/NZS 60598.1
IEC/AS/NZS 60598.2.1
IEC/AS/NZS 60598.2.2
IEC/AS/NZS CISPR 15

Mounting Methods

Recessed

Selectable CCT



Picton

Interior Lighting / Downlight

Specifications

Model	PDL9WCT01B06			PDL9WCT03B06		
Body Colour	White			Black		
Nominal Power (W)	9					
Input Voltage	200 - 240 VAC 50 / 60 Hz					
Luminous Flux (lm)	812	930	901	684	775	748
Efficacy (lm/W)	88	107	98	73	87	79
CRI	> 80					
Power Factor	> 0.90					
CCT Switchable (K)	3000	4000	5000	3000	4000	5000
Beam Angle (°)	60					
LED Life L70B50 (hr)	40,000					
Ambient Temp. (°C)	25					

Lighting Data

PDL9WCT01B06 (4000K)

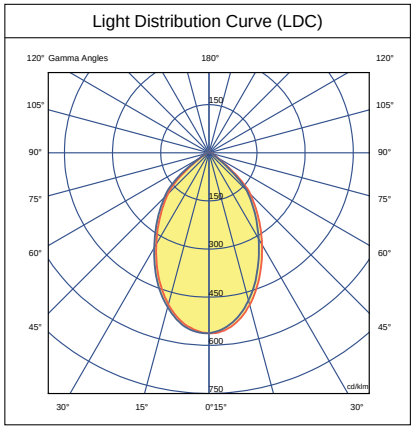

Dimensions

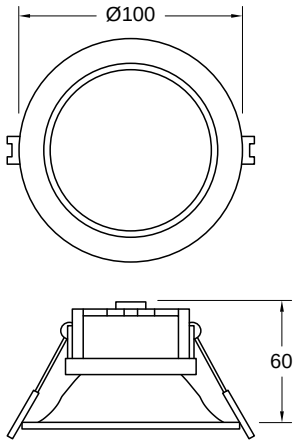

cut-out Ø88-90

DALTON DLV CT

Interior Lighting / Downlight

Features

Low profile recessed downlight
Wide range of sizes and powers
CCT selectable: 3000K, 4000, 5700K
High-performance 50,000 hr system
Remote dimmable LED driver (leading / trailing edge)
CRI ≥80
Die-cast aluminum housing
Quick and easy installation
IC-4 compliant (7W and 10W models only)
IP44 below ceiling, IP20 above

Applications

Retail shops
Bars, restaurants
Galleries, display areas
Apartment complex
Residential

Standards

Manufactured under ISO 9001:2015 to standards
IEC/AS/NZS 60598.1
IEC/AS/NZS 60598.2.1
IEC/AS/NZS 60598.2.2
IEC/AS/NZS CISPR 15

Mounting

Recessed

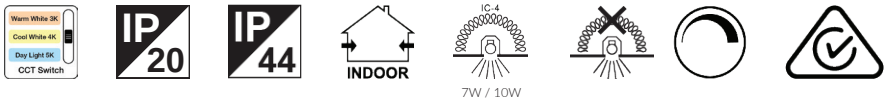

DALTON DLV CT

Interior Lighting / Downlight

Specifications

Model	DLV307CT-Dx	DLV310CT-Dx	DLV415CT-Dx	DLV520CT-Dx	DLV625CT-Dx	DLV830CT-Dx	DLV835CT-Dx	DLV840CT-Dx
Input Voltage (V)	220-240							
Nominal Power (W)	7	10	15	20	25	30	35	40
Power Factor	>0.9							
Luminaire Flux (lm)	700	1000	1500	2000	2500	3000	3500	4000
Luminaire Efficacy (lm/W)	100							
Selectable CCT (K)	3000/4000/5700							
SDCM	<5							
Luminaire Rated Life (hr)	>50000							
Operating Temp. (°C)	-20 to 40							
IP Rating	IP20 (IP44 below ceiling)							
Trim Colour	White							
Beam Angle (°)	100° (90° only applicable for 7&10W)							
Weight (kg)	0.345		0.42	0.525	0.6	0.765		

"x" denotes Dimming, D03 = Triac

Dimensions (mm)

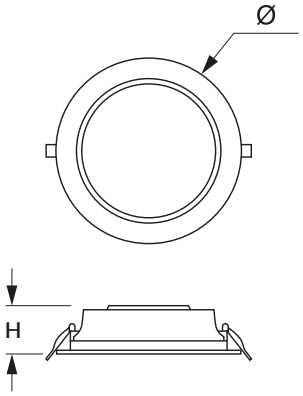

Model	Diameter (Ø)	Length (H) (mm)	Cutout (mm)
DLV307CT	105	45	90
DLV310CT	105	45	90
DLV415CT	130	45	110
DLV520CT	165	56	145
DLV625CT	195	60	175
DLV830CT	225	59	200
DLV835CT	225	59	200
DLV840CT	225	59	200

Lighting Data

DLV310CT-D03

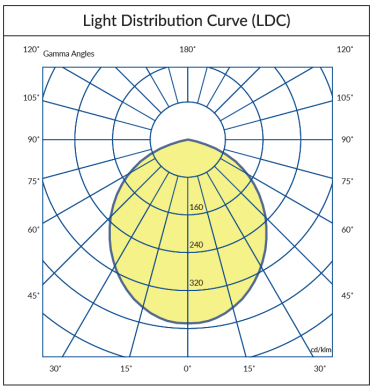

DLV835CT-D03

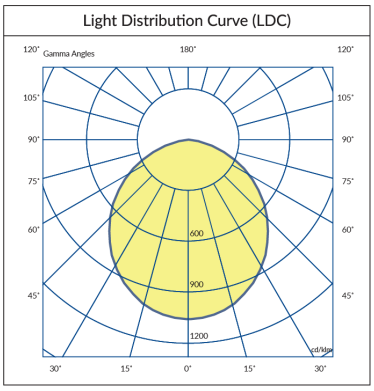

DEBULA DLU

Commercial Lighting, Interior Lighting / Downlight

Features

Anti-glare UGR <19
Available in various beam angles
Die-cast aluminum body
Polycarbonate optical cover
Available in a range of wattages,
colour temperatures and sizes
Long lifetime: >50,000hrs @ L70B50
Flicker free, instant startup
IP44 below ceiling, IP20 above

Applications

Indoor general use
Hotels
School
Retails
Residential
Corridors
Commercial building

Options

Beam Angle 24°, 36° and 60°
CCT 3000K/4000K/5000K
Dali and Phase Dim

Standards

Manufactured under ISO 9001:2015 to standards
IEC/AS/NZS 60598.1
IEC/AS/NZS 60598.2.1
IEC/AS/NZS CISPR 15

Mounting

Recessed

IP20 IP44 INDOOR UGR <19 SELV

DEBULA DLU

Commercial Lighting, Interior Lighting / Downlight

Product Code Key

Model	Dimension	Power	–	CRI & Colour Temp.	Beam Angle (°)	Dimming
DLU	**3** = Ø110 x 75	**10** = 10W		**R93** = CRI≥90, 3000K	**B24** = Beam angle 24°	**D03** = Triac
	4 = Ø150 x 97	**13** = 13W		**R94** = CRI≥90, 4000K	**B36** = Beam angle 36°	**D10** = DALI
	5 = Ø170 x 112	**18** = 18W		**R95** = CRI≥90, 5000K	**B60** = Beam angle 60°	
	6 = Ø190 x 120	**25** = 25W				(Omit if not required)
	8 = Ø240 x 142	**30** = 30W				
		35 = 35W				
		40 = 40W				

e.g. DLU518-R94B36D10 = DLU series, Ø170 x 112, 18W CRI≥90, 4000K, Beam angle 36°, DALI

Specifications

Model	DLU310-xyz	DLU413-xyz	DLU418-xyz	DLU525-xyz	DLU630-xyz	DLU835-xyz	DLU840-xyz
Input Voltage (V)	220-240						
Nominal Power (W)	10	13	18	25	30	35	40
Power Factor	>0.9						
Luminaire Flux (lm)	950	1150	1600	2500	2920	3220	3750
Luminaire Efficacy (lm/W)	95	88	89	100	97	92	94
CRI (Ra)	≥90						
CCT (K)	3000/4000/5000						
SDCM	<4						
Luminaire Rated Life (hr)	>50000						
Operating Temp. (°C)	-20 to 45						
IP Rating	IP20 (IP44 below ceiling)						
IK Rating	IK08						
Body Colour	Black & White						
Beam Angle (°)	24° / 36° / 60°						
Weight (kg)	0.3	0.44	0.44	0.61	0.7	0.93	0.93

"x" denotes CRI & CCT, R93 = CRI≥90, 3000K ; R94 = CRI≥90, 4000K ; R95 = CRI≥90, 5000K
"y" denotes Beam Angle, B24 = 24° ; B36 = 36° ; B60 = 60°
"z" denotes Dimming, D03 = Triac ; D10 = DALI

DEBULA DLU

Commercial Lighting, Interior Lighting / Downlight

Dimensions (mm)

DLU318

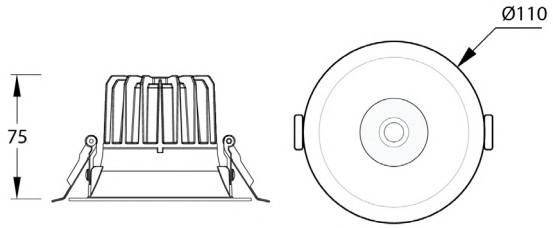

DLU418

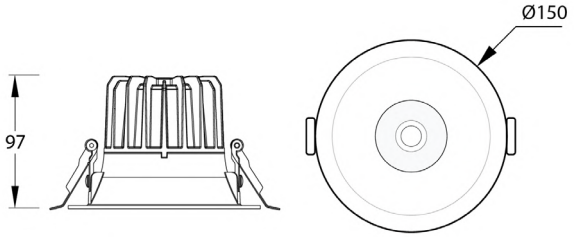

DLU518



DLU618

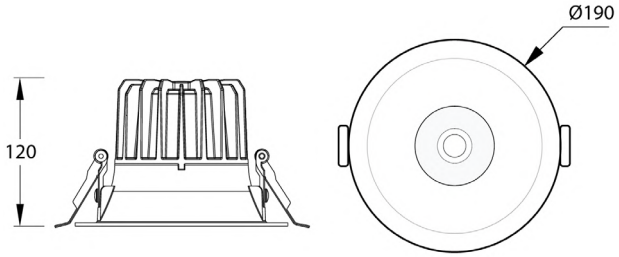

DLU818

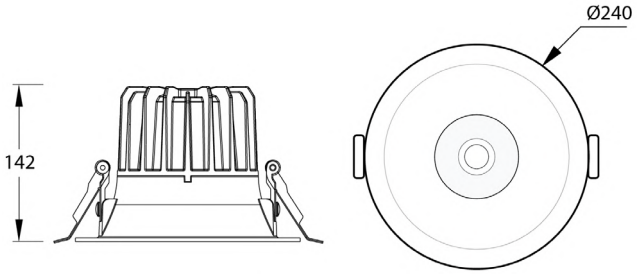

Lighting Data

DLU-RxB24

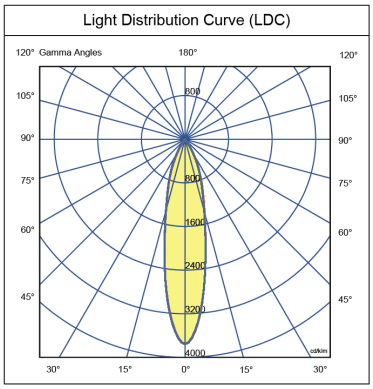

DLU-RxB36

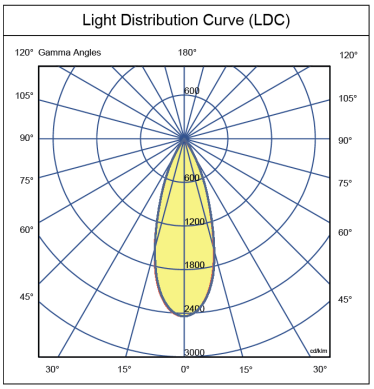

DLU-RxB60

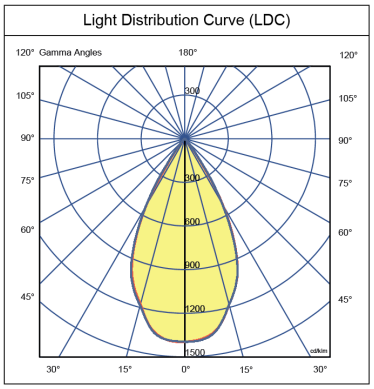

1.5 МЕТЪР
ПОДДЪРЖАЙТЕ
СИГУРНА ЗОНА
ДИСТАНЦИЯ
1.5 МЕТЪР

Brixia

Interior Lighting / Downlight

Features

Clear glass diffuser (standard)
Frosted glass diffuser (option)
Low profile recessed down light
Wide range of sizes and powers
High performance COB LED
CRI ≥80 and good stability over lifetime
High reflectivity pure aluminium reflector cup for high efficiency
Die-cast aluminium housing
Tempered glass cover for easy maintenance
IP44 below ceiling, IP40 above

Applications

Suitable for indoor general use
Commercial building
Corridors
Shopping centres
Residential

Options

Frosted glass diffuser
Triac dimming

Standards

Manufactured under ISO 9001:2015 to standards
IEC/AS/NZS 60598.1
IEC/AS/NZS 60598.2.1
IEC/AS/NZS 60598.2.2
IEC/AS/NZS CISPR 15

Mounting Methods

Recessed

IP40
IP44
INDOOR

Brixia

Interior Lighting / Downlight

Specifications (Standard model)

	BR3 range	BR4 range	
Model	**BR308WxK**	**BR410WxK**	**BR412WxK**
Nominal Power (W)	8	10	12
Input Voltage	220 - 240 VAC 50 / 60 Hz	220 - 240 VAC 50 / 60 Hz	
Luminous Flux (lm)	800	1000	1200
Efficacy (lm/W)	100	100	100
CRI	≥ 80	≥ 80	
Power Factor	> 0.90	> 0.90	
Colour Temp. (K)	3000 / 4000 / 6000	3000 / 4000 / 6000	
Beam Angle (°)	100	100	
LED Life L70B50 (hr)	> 50,000	> 50,000	
Ambient Temp. *ta* (°C)	35	35	
Weight (kg)	0.24	0.28	

"x" denotes CCT, 3 = 3000K ; 4 = 4000K ; 6 = 6000K

BR6 range

Model	**BR612WxK**	**BR615WxK**	**BR620WxK**
Nominal Power (W)	12	15	20
Input Voltage	220 - 240 VAC 50 / 60 Hz		
Luminous Flux (lm)	1200	1500	2000
Efficacy (lm/W)	100	100	100
CRI	≥ 80		
Power Factor	> 0.90		
Colour Temp. (K)	3000 / 4000 / 6000		
Beam Angle (°)	100		
LED Life L70B50 (hr)	> 50,000		
Ambient Temp. *ta* (°C)	35		
Weight (kg)	0.40		

"x" denotes CCT, 3 = 3000K ; 4 = 4000K ; 6 = 6000K

BR8 range

Model	**BR820WxK**	**BR825WxK**	**BR830WxK**	**BR840WxK**
Nominal Power (W)	20	25	30	40
Input Voltage	220 - 240 VAC 50 / 60 Hz			
Luminous Flux (lm)	2000	2500	3000	4000
Efficacy (lm/W)	100	100	100	100
CRI	≥ 80			
Power Factor	> 0.90			
Colour Temp. (K)	3000 / 4000 / 6000			
Beam Angle (°)	100			
LED Life L70B50 (hr)	> 50,000			
Ambient Temp. *ta* (°C)	35			
Weight (kg)	0.68			

"x" denotes CCT, 3 = 3000K ; 4 = 4000K ; 6 = 6000K

Brixia

Interior Lighting / Downlight

Catalogue Number

		Clear diffuser		Frosted diffuser	
Diameter	Power	Clear (Standard)	Clear + Triac	Frosted	Frosted + Triac
Ø90	8W	BR308WxK	BR308WxKD	BR308WxKF	BR308WxKFD
Ø120	10W	BR410WxK	BR410WxKD	BR410WxKF	BR410WxKFD
Ø120	12W	BR412WxK	BR412WxKD	BR412WxKF	BR412WxKFD
Ø165	12W	BR612WxK	BR612WxKD	BR612WxKF	BR612WxKFD
Ø165	15W	BR615WxK	BR615WxKD	BR615WxKF	BR615WxKFD
Ø165	20W	BR620WxK	BR620WxKD	BR620WxKF	BR620WxKFD
Ø220	20W	BR820WxK	BR820WxKD	BR820WxKF	BR820WxKFD
Ø220	25W	BR825WxK	BR825WxKD	BR825WxKF	BR825WxKFD
Ø220	30W	BR830WxK	BR830WxKD	BR830WxKF	BR830WxKFD
Ø220	40W	BR840WxK	BR840WxKD	BR840WxKF	BR840WxKFD

"x" denotes CCT, 3 = 3000K ; 4 = 4000K ; 6 = 6000K

Lighting Data

BR412W4K

Light Distribution Curve (LDC)

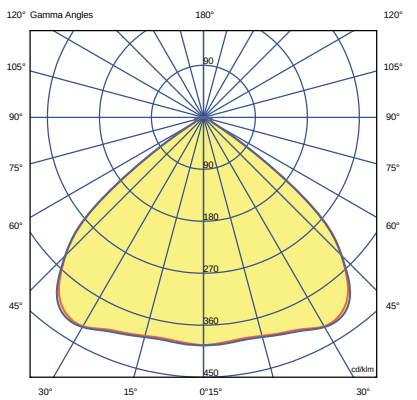

Dimensions

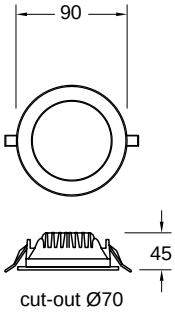

BR3

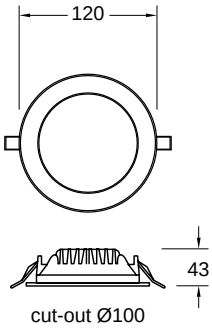

BR4

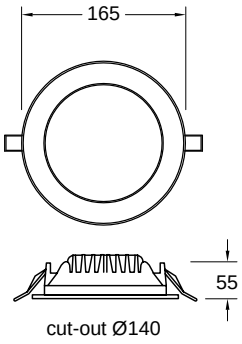

BR6

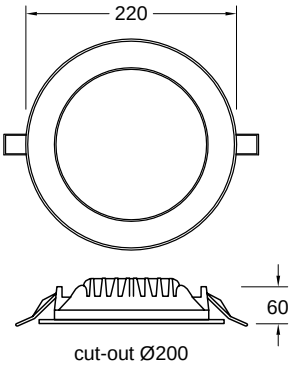

BR8

Xena

Interior Lighting / Downlight

Features

Xena D - Diffused lens / High-transparency opalised diffuser
Xena R - Recessed opalised diffuser / Anti-glare
Xena F - Facetted reflector
Stylish low-profile design
High-mass radial heatsink
High-transparency opalised diffuser
Remote driver
High-performance 50,000 hrs@L70B50
Quick and easy installation
IC-4 compliant (XND4 / XNR4 / XNF4 range only)
IP44 rated (IP20 above ceiling)

Applications

Retail shops
Display centres
Conference rooms
Reception / function halls
Entertainment areas

Options

CCT: 3000K, 4000K, 6500K
Dimming control: Trailing-edge (Phase Cut), 0-10V, DALI
IP65 rated (IP20 above ceiling)
Anti-vandal screws

Standards

Manufactured under ISO 9001:2015 to standards
IEC/AS/NZS 60598.1
IEC/AS/NZS 60598.2.1
IEC/AS/NZS 60598.2.2
IEC/AS/NZS CISPR 15

Mounting Methods

Recessed

XND4 / XND5

XND6 / XND8

XNR4 / XNR5

XNR6 / XNR8

XNF4 / XNF5

XNF6 / XNF8

IP44 IP65 IK05 5-100% IC-4 INDOOR

Xena

Interior Lighting / Downlight

Specifications (Xena D)

	XND4 range	XND5 range	
Model	**XND410WxK**	**XND510WxK**	**XND515WxK**
Nominal Power (W)	10	10	15
Input Voltage	200 - 240 VAC 50 / 60 Hz	200 - 240 VAC 50 / 60 Hz	
Luminous Flux (lm)	1200	1250	1950
Luminaire Efficacy (lm/W)	120	125	108
CRI	> 80	> 80	
Power Factor	> 0.90	> 0.90	
Colour Temp. (K)	3000 / 4000 / 6500	3000 / 4000 / 6500	
Beam Angle (°)	90	90	
Luminaire Rated Life (hrs)	50,000	50,000	
Working Temp. (°C)	-20 ~ +45 *	-20 ~ +45 *	
Weight (kg)	0.4	0.6	

XND6 range

Model	**XND625WxK**	**XND635WxK**
Nominal Power (W)	25	35
Input Voltage	200 - 240 VAC 50 / 60 Hz	
Luminous Flux (lm)	3150	4500
Luminaire Efficacy (lm/W)	121	118
CRI	> 80	
Power Factor	> 0.90	
Colour Temp. (K)	3000 / 4000 / 6500	
Beam Angle (°)	100	
Luminaire Rated Life (hrs)	50,000	
Working Temp. (°C)	-20 ~ +45 *	
Weight (kg)	1.3	

XND8 range

Model	**XND825WxK**	**XND835WxK**	**XND850WxK**	**XND860WxK**	**XND870WxK**
Nominal Power (W)	25	35	50	60	70
Input Voltage	200 - 240 VAC 50 / 60 Hz				
Luminous Flux (lm)	3250	4550	6050	7150	8230
Luminaire Efficacy (lm/W)	125	119	121	123	116
CRI	> 80				
Power Factor	> 0.90				
Colour Temp. (K)	3000 / 4000 / 6500				
Beam Angle (°)	100				
Luminaire Rated Life (hrs)	50,000				
Working Temp. (°C)	-20 ~ +45 *				
Weight (kg)	1.7				

"x" denotes CCT, 3 = 3000K ; 4 = 4000K ; 6 = 6500K
* Not suitable for installation in freezer room

Xena

Interior Lighting / Downlight

Specifications (Xena R)

	XNR4 range	XNR5 range	
Model	XNR410WxK	XNR510WxK	XNR515WxK
Nominal Power (W)	10	10	15
Input Voltage	200 - 240 VAC 50 / 60 Hz	200 - 240 VAC 50 / 60 Hz	
Luminous Flux (lm)	1100	1100	1850
Luminaire Efficacy (lm/W)	110	110	108
CRI	> 80	> 80	
Power Factor	> 0.90	> 0.90	
Colour Temp. (K)	3000 / 4000 / 6500	3000 / 4000 / 6500	
Beam Angle (°)	60	60	
Luminaire Rated Life (hrs)	50,000	50,000	
Working Temp. (°C)	-20 ~ +45 *	-20 ~ +45 *	
Weight (kg)	0.3	0.6	

XNR6 range

Model	XNR625WxK	XNR635WxK
Nominal Power (W)	25	35
Input Voltage	200 - 240 VAC 50 / 60 Hz	
Luminous Flux (lm)	3000	4350
Luminaire Efficacy (lm/W)	115	114
CRI	> 80	
Power Factor	> 0.90	
Colour Temp. (K)	3000 / 4000 / 6500	
Beam Angle (°)	60	
Luminaire Rated Life (hrs)	50,000	
Working Temp. (°C)	-20 ~ +45 *	
Weight (kg)	1.3	

XNR8 range

Model	XNR825WxK	XNR835WxK	XNR850WxK	XNR860WxK	XNR870WxK
Nominal Power (W)	25	35	50	60	70
Input Voltage	200 - 240 VAC 50 / 60 Hz				
Luminous Flux (lm)	3000	4200	5650	6608	7590
Luminaire Efficacy (lm/W)	115	116	108	114	107
CRI	> 80				
Power Factor	> 0.90				
Colour Temp. (K)	3000 / 4000 / 6500				
Beam Angle (°)	60				
Luminaire Rated Life (hrs)	50,000				
Working Temp. (°C)	-20 ~ +45 *				
Weight (kg)	1.8				

"x" denotes CCT, 3 = 3000K ; 4 = 4000K ; 6 = 6500K
* Not suitable for installation in freezer room

Xena

Interior Lighting / Downlight

Specifications (Xena F)

	XNF4 range	XNF5 range	
Model	**XNF410WxK**	**XNF510WxKy**	**XNF515WxKy**
Nominal Power (W)	10	10	15
Input Voltage	200 - 240 VAC 50 / 60 Hz	200 - 240 VAC 50 / 60 Hz	
Luminous Flux (lm)	1200	1200	1650
Luminaire Efficacy (lm/W)	113	113	110
CRI	> 80	> 80	
Power Factor	> 0.90	> 0.90	
Colour Temp. (K)	3000 / 4000 / 6500	3000 / 4000 / 6500	
Beam Angle (°)	40	40 / 60	
Luminaire Rated Life (hrs)	50,000	50,000	
Working Temp. (°C)	-20 ~ +45 *	-20 ~ +45 *	
Weight (kg)	0.4	0.5	

XNF6 range

Model	**XNF625WxKy**	**XNF635WxKy**
Nominal Power (W)	25	35
Input Voltage	200 - 240 VAC 50 / 60 Hz	
Luminous Flux (lm)	3350	4200
Luminaire Efficacy (lm/W)	124	120
CRI	> 80	
Power Factor	> 0.90	
Colour Temp. (K)	3000 / 4000 / 6500	
Beam Angle (°)	40 / 60	
Luminaire Rated Life (hrs)	50,000	
Working Temp. (°C)	-20 ~ +45 *	
Weight (kg)	1.3	

XNF8 range

Model	**XNF825WxKy**	**XNF835WxKy**	**XNF850WxKy**	**XNF860WxKy**	**XNF870WxKy**
Nominal Power (W)	25	35	50	60	70
Input Voltage	200 - 240 VAC 50 / 60 Hz				
Luminous Flux (lm)	3100	4000	5800	6470	7600
Luminaire Efficacy (lm/W)	119	114	111	112	107
CRI	> 80				
Power Factor	> 0.90				
Colour Temp. (K)	3000 / 4000 / 6500				
Beam Angle (°)	40 / 60				
Luminaire Rated Life (hrs)	50,000				
Working Temp. (°C)	-20 ~ +45 *				
Weight (kg)	2.0				

"x" denotes CCT, 3 = 3000K ; 4 = 4000K ; 6 = 6500K
"y" denotes beam angle, B40 = 40° ; B60 = 60°
* Not suitable for installation in freezer room

Xena

Interior Lighting / Downlight

Product Code Key

Model	Size	Nominal Power	Colour Temp.	Beam Angle	Dimming
XND	4 = Ø100	10W = 10W	3K = 3000K	B40 = 40°	D02 = Trailing-edge
XNR	5 = Ø147	10W = 10W	4K = 4000K	(XNF4/5/6/8)	D07 = 0-10V
XNF		15W = 15W	6K = 6500K		D10 = DALI
	6 = Ø197	25W = 25W		B60 = 60°	
		35W = 35W		(XNF5/6/8)	
	8 = Ø223	25W = 25W			
		35W = 35W			
		50W = 50W			
		60W = 60W			
		70W = 70W			

e.g. XNF510W4KB40D07 = XNF series Ø147 10W 4000K 40° beam angle with 0-10V dimming
Replace W with P for IP65 rated downlight (e.g. XNF510P4KB40D07)

Lighting Data

XND515W4K

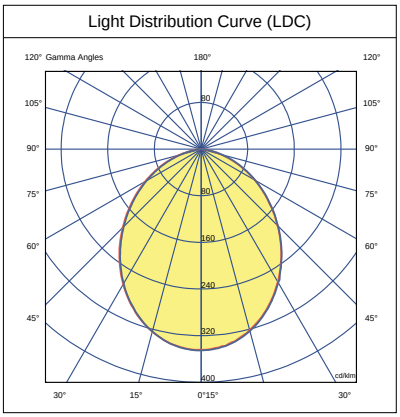

XNR515W4K

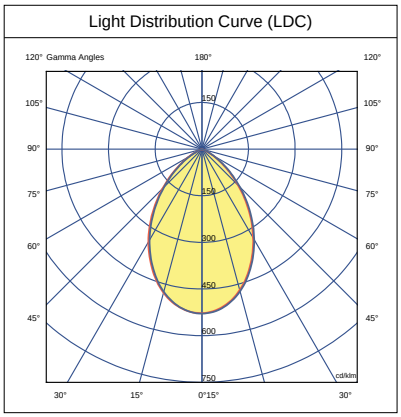

XNF515W4KB40

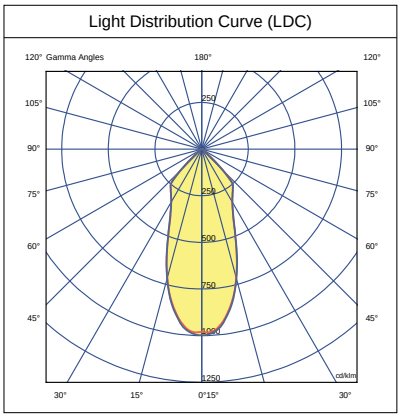

Dimensions

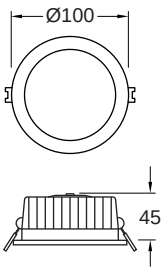

cut-out Ø90

XND4/XNR4/XNF4

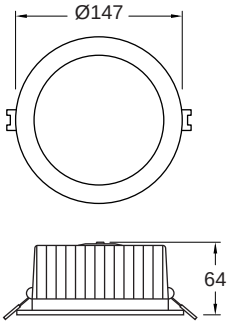

cut-out Ø125

XND5/XNR5/XNF5

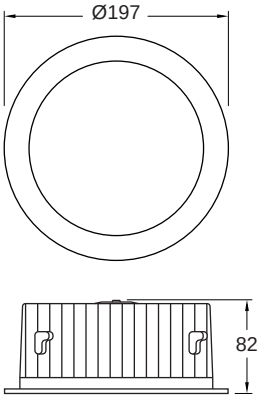

cut-out Ø175

XND6/XNR6/XNF6

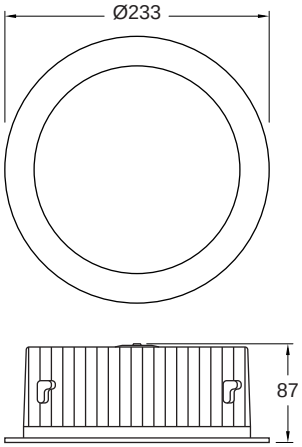

cut-out Ø205

XND8/XNR8/XNF8

Dome

Interior Lighting / Down Light

Features
Recessed mounting
Aluminium construction
Deep reflector design
L80 50,000hr lifetime
UGR <19
<3-step MacAdam
COB LED module
Thermally engineered heatsink
IP54 rating

Applications
Display centres
Boutiques
Conference rooms
Reception areas
Function halls

Options
CCT: 2700K, 3000K, 4000K
CRI: >90
Dimming: DALI
Reflector: Matt silver, black, white
Trim: round, square

Standards
Manufactured under ISO 9001:2015 to standards
IEC/AS/NZS 60598.1
IEC/AS/NZS 60598.2.1
IEC/AS/NZS 60598.2.2
IEC/AS/NZS CISPR 15

Dome 75

Dome 100

Dome 150

Dome 200

Mounting Methods


Recessed

Product Code Key

Model	Cutout	LED Power	CRI / CCT	Beam Angle	Dimming
D	75 = 75mm	7.5W	920 = CRI >90; 2700K	B18 = 18º	D10 = DALI
	100 = 100mm	9W	930 = CRI >90; 3000K	B25 = 25º	(omit if not
	150 = 150mm	11W	940 = CRI >90; 4000K	B30 = 30º	required)
	200 = 200mm	13W		B50 = 50º	
		18W		B60 = 60º	
		25W			
		38W			
		52W			

e.g. D150-25W-930-30 = Dome series 150mm cutout 25W CRI >90 3000K 30º non-dimming

IP54 OPTIONAL INDOOR

Dome-75

Interior Lighting / Down Light

Specifications

9W

Available beam angles: 18°, 25°, 30°, 50°, 60°

Model	D75-7.5W-930-25	D75-7.5W-940-25	D75-7.5W-930-50	D75-7.5W-940-50
Power (nom.) (W)	9			
Supply Voltage (VAC)	220 - 240 VAC 50/60 Hz			
Luminous Flux (lm)	700	750	700	750
Efficacy (lm/W)	78	83	78	83
CCT (K)	3000	4000	3000	4000
CRI	>90			
Power Factor	>0.90			
Lifetime @L80 (hr)	50,000			
Beam Angle (°)	25	25	50	50

13W

Available beam angles: 18°, 24°, 30°, 50°, 60°

Model	D75-11W-930-25	D75-11W-940-25	D75-11W-930-50	D75-11W-940-50
Power (nom.) (W)	13			
Supply Voltage (VAC)	220 - 240 VAC 50/60 Hz			
Luminous Flux (lm)	900	950	900	950
Efficacy (lm/W)	69	73	69	73
CCT (K)	3000	4000	3000	4000
CRI	>90			
Power Factor	>0.90			
Lifetime @L80 (hr)	50,000			
Beam Angle (°)	25	25	50	50

Lighting Data

D75-7.5W-930-25

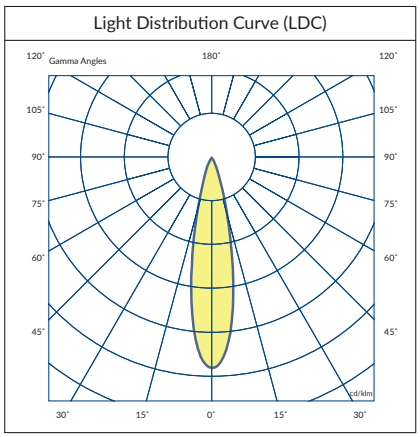

D75-7.5W-930-50

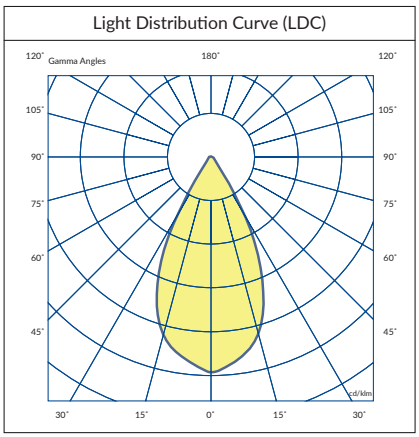

Dome-100

Interior Lighting / Down Light

Specifications

11W

Available beam angles: 30°, 50°

Model	D100-9W-930-30	D100-9W-940-30	D100-9W-930-50	D100-9W-940-50
Power (nom.) (W)	11			
Supply Voltage (VAC)	220 - 240 VAC 50/60 Hz			
Luminous Flux (lm)	1100	1200	1000	1100
Efficacy (lm/W)	100	109	91	100
CCT (K)	3000	4000	3000	4000
CRI	>90			
Power Factor	>0.90			
Lifetime @L80 (hr)	50,000			
Beam Angle (°)	30	30	50	50

15W

Available beam angles: 30°, 50°

Model	D100-13W-930-30	D100-13W-940-30	D100-13W-930-50	D100-13W-940-50
Power (nom.) (W)	15			
Supply Voltage (VAC)	220 - 240 VAC 50/60 Hz			
Luminous Flux (lm)	1500	1600	1300	1400
Efficacy (lm/W)	100	107	87	93
CCT (K)	3000	4000	3000	4000
CRI	>90			
Power Factor	>0.90			
Lifetime @L80 (hr)	50,000			
Beam Angle (°)	30	30	50	50

Lighting Data

D100-13W-930-30

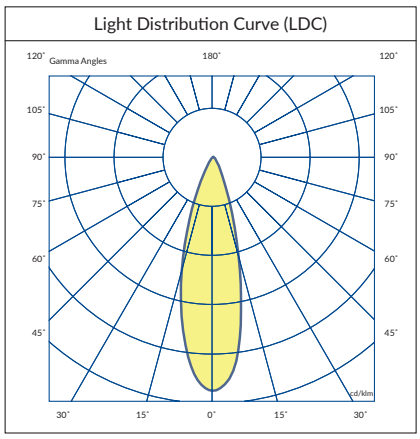

D100-13W-930-50

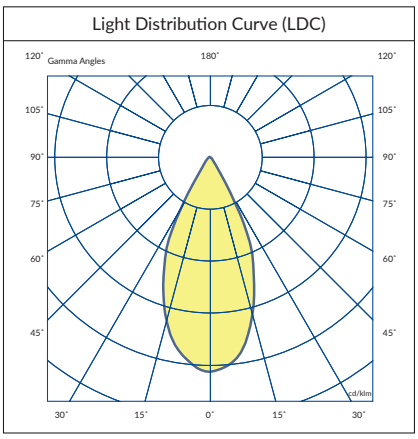

Dome-150

Interior Lighting / Down Light

Specifications

21W

Available beam angles: 30°, 60°

Model	D150-18W-930-30	D150-18W-940-30	D150-18W-930-60	D150-18W-940-60
Power (nom.) (W)	21			
Supply Voltage (VAC)	220 - 240 VAC 50/60 Hz			
Luminous Flux (lm)	2300	2500	2000	2200
Efficacy (lm/W)	109	119	95	105
CCT (K)	3000	4000	3000	4000
CRI	>90			
Power Factor	>0.90			
Lifetime @L80 (hr)	50,000			
Beam Angle (°)	30	30	60	60

28W

Available beam angles: 30°, 60°

Model	D150-25W-930-30	D150-25W-940-30	D150-25W-930-60	D150-25W-940-60
Power (nom.) (W)	28			
Supply Voltage (VAC)	220 - 240 VAC 50/60 Hz			
Luminous Flux (lm)	3100	3300	2700	2900
Efficacy (lm/W)	111	119	96	104
CCT (K)	3000	4000	3000	4000
CRI	>90			
Power Factor	>0.90			
Lifetime @L80 (hr)	50,000			
Beam Angle (°)	30	30	60	60

Lighting Data

D150-25W-930-30

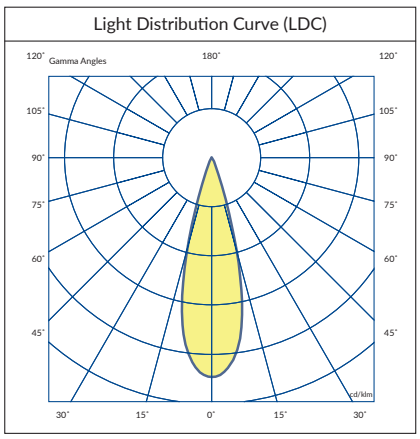

D150-25W-930-60

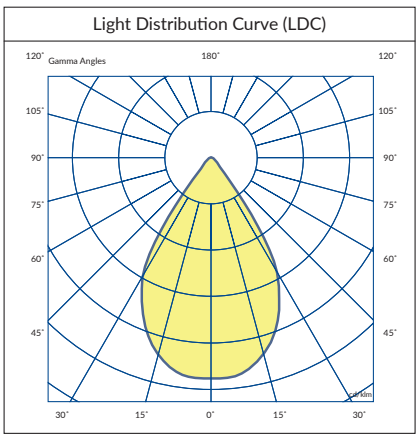

Dome-200

Interior Lighting / Downlight

Specifications

28W

Available beam angles: 18°, 30°, 60°

Model	D200-25W-930 -18	D200-25W-940 -18	D200-25W-830 -30	D200-25W-940 -30	D200-25W-930 -60	D200-25W-940 -60
Power (nom.) (W)	28					
Supply Voltage (VAC)	220 - 240 VAC 50/60 Hz					
Luminous Flux (lm)	3200	3400	3200	3400	2800	3000
Efficacy (lm/W)	114	121	114	121	100	107
CCT (K)	3000	4000	3000	4000	3000	4000
CRI	>90					
Power Factor	>0.90					
Lifetime @L80 (hr)	50,000					
Beam Angle (°)	18	18	30	30	60	60

42W

Available beam angles: 18°, 30°, 60°

Model	D200-38W-930 -18	D200-38W-940 -18	D200-38W-930 -30	D200-38W-940 -30	D200-38W-930 -60	D200-38W-940 -60
Power (nom.) (W)	42					
Supply Voltage (VAC)	220 - 240 VAC 50/60 Hz					
Luminous Flux (lm)	4400	4600	4400	4600	3900	4100
Efficacy (lm/W)	105	109	105	109	93	98
CCT (K)	3000	4000	3000	4000	3000	4000
CRI	>90					
Power Factor	>0.90					
Lifetime @L80 (hr)	50,000					
Beam Angle (°)	18	18	30	30	60	60

56W

Available beam angles: 18°, 30°, 60°

Model	D200-52W-930 -18	D200-52W-940 -18	D200-52W-930 -30	D200-52W-940 -30	D200-52W-930 -60	D200-52W-940 -60
Power (nom.) (W)	56					
Supply Voltage (VAC)	220 - 240 VAC 50/60 Hz					
Luminous Flux (lm)	5400	5600	5400	5600	4800	5000
Efficacy (lm/W)	96	100	96	100	86	89
CCT (K)	3000	4000	3000	4000	3000	4000
CRI	>90					
Power Factor	>0.90					
Lifetime @L80 (hr)	50,000					
Beam Angle (°)	18	18	30	30	60	60

Dome

Interior Lighting / Downlight

Lighting Data

D200-52W-930-18

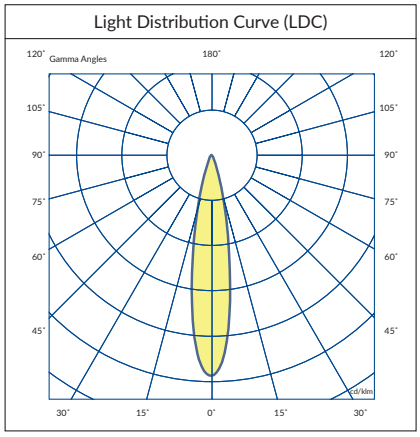

D200-52W-930-30

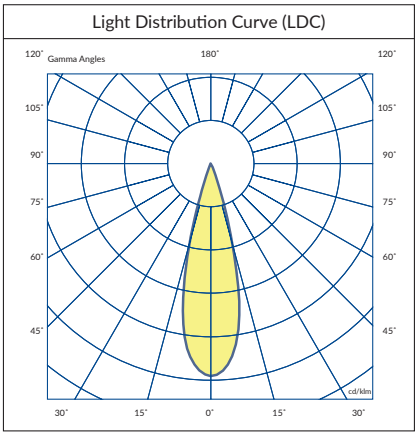

D200-52W-930-60

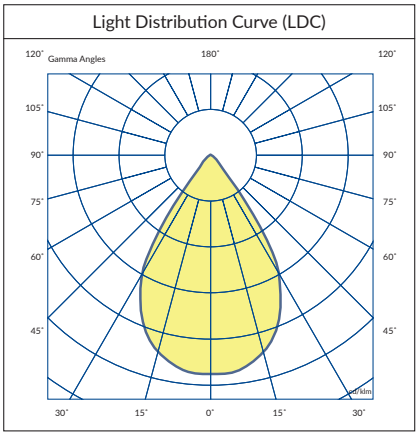

Dimensions

D75

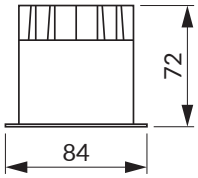

cutout = 75

D100

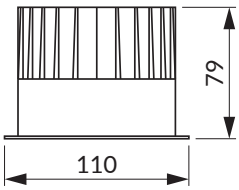

cutout = 100

D150

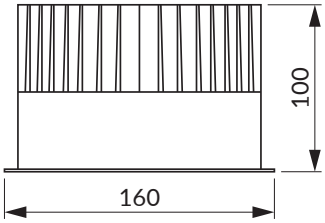

cutout = 150

D200

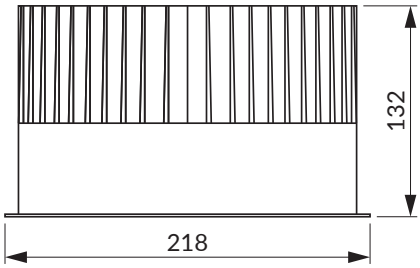

cutout = 200



Start

Interior Lighting / Down Light

Features

Recessed mounting
Aluminium construction
Adjustable pan (355°) and tilt (30°)
L80 50,000hr lifetime
UGR <16
<3-step MacAdam
SMD LED module
Thermally engineered heatsink

Start 45

Applications

Display centres
Boutiques
Conference rooms
Reception areas
Function halls

Start 68

Options

CCT: 2700K, 3000K, 4000K
CRI: >90
Dimming: DALI
Reflector: Specular*, matt silver, black, white
Anti-glare honeycomb mesh
Trim: round, square
Orientation: adjustable, fixed
(* Not available for Start 45)

Start 100

Standards

Manufactured under ISO 9001:2015 to standards
IEC/AS/NZS 60598.1
IEC/AS/NZS 60598.2.1
IEC/AS/NZS 60598.2.2
IEC/AS/NZS CISPR 15

Mounting Methods

Recessed

IP22 OPTIONAL INDOOR

Start-45

Interior Lighting / Down Light

Product Code Key

Model	Trim	Orientation	Cutout	LED Power	CRI / CCT	Beam Angle	Reflector	Dimming (X)
S	R = Round	A = Adjustable	45 = 45mm	EY = 6W	920 = CRI >90; 2700K	L18 = 18º	B = Black	D = DALI
	S = Square	F = Fixed	68 = 68mm	CA = 9W	930 = CRI >90; 3000K	R20 = 20º	M = Matt silver	(omit if not required)
			100 = 100mm	CB = 13W (68)	940 = CRI >90; 4000K	L24 = 24º	S = Specular	
			125 = 125mm	CB = 15W (100)		L35 = 35º	W = White	
			150 = 150mm	CC = 21W		R35 = 35º		
				CD = 28W		L40 = 40º		
				CF = 42W		R40 = 40º		
						L50 = 50º		
						R50 = 50º		
						R55 = 55º		

e.g. SRA68-CA940L40S-D = Start series round adjustable 9W CRI >90 4000K 40º specular reflector DALI dimming

Specifications

6W

Available beam angles: 18º, 24º, 35º, 50º

Model	SRA45-EY 930L18M-X	SRA45-EY 940L18M-X	SRA45-EY 930L24M-X	SRA45-EY 940L24M-X	SRA45-EY 930L35M-X	SRA45-EY 940L35M-X	SRA45-EY 930L50M-X	SRA45-EY 940L50M-X
Power (nom.) (W)	6							
Supply Voltage (VAC)	220 - 240 VAC 50/60 Hz							
Luminous Flux (lm)	350	380	350	380	350	380	350	380
Efficacy (lm/W)	58	63	58	63	58	63	58	63
CCT (K)	3000	4000	3000	4000	3000	4000	3000	4000
CRI	>90							
Power Factor	>0.90							
Lifetime @L80 (hr)	50,000							
Beam Angle (º)	18	18	24	24	35	35	50	50

Lighting Data

SRA45-EY940L18M

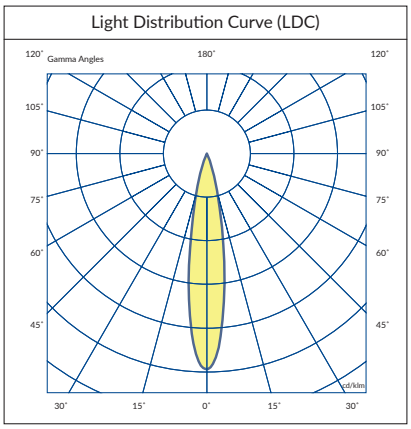

SRA45-EY940L35M

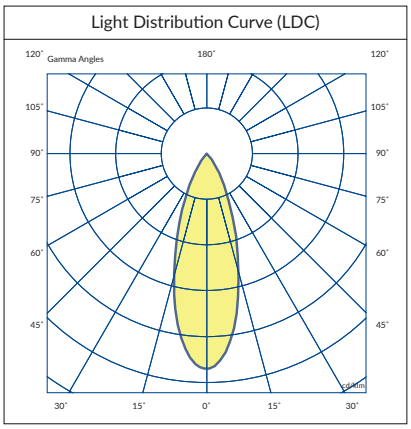

SRA45-EY940L50M

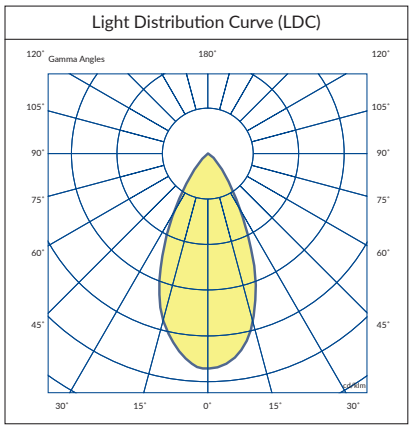

Start-68

Interior Lighting / Down Light

Specifications

9W

Available beam angles: 24°, 40°, 55°

Model	SRA68-CA 930L24S-X	SRA68-CA 940L24S-X	SRA68-CA 930L40S-X	SRA68-CA 940L40S-X	SRA68-CA 930R55S-X	SRA68-CA 940R55S-X
Power (nom.) (W)	9					
Supply Voltage (VAC)	220 - 240 VAC 50/60 Hz					
Luminous Flux (lm)	600	650	600	650	600	650
Efficacy (lm/W)	67	72	67	72	67	72
CCT (K)	3000	4000	3000	4000	3000	4000
CRI	>90					
Power Factor	>0.90					
Lifetime @L80 (hr)	50,000					
Beam Angle (°)	24	24	40	40	55	55

13W

Available beam angles: 24°, 40°, 55°

Model	SRA68-CB 930L24S-X	SRA68-CB 940L24S-X	SRA68-CB 930L40S-X	SRA68-CB 940L40S-X	SRA68-CB 930R55S-X	SRA68-CB 940R55S-X
Power (nom.) (W)	13					
Supply Voltage (VAC)	220 - 240 VAC 50/60 Hz					
Luminous Flux (lm)	800	850	800	850	650	700
Efficacy (lm/W)	61	65	61	65	50	54
CCT (K)	3000	4000	3000	4000	3000	4000
CRI	>90					
Power Factor	>0.90					
Lifetime @L80 (hr)	50,000					
Beam Angle (°)	24	24	40	40	55	55

Lighting Data

SRA68-CB940L24S

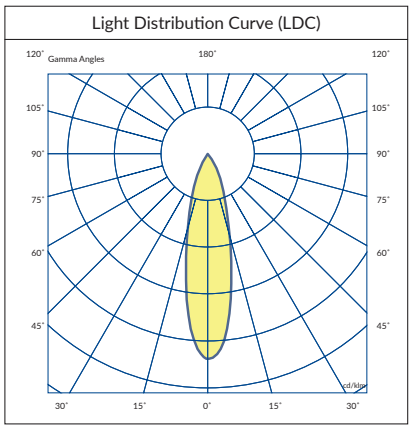

SRA68-CB940L40S

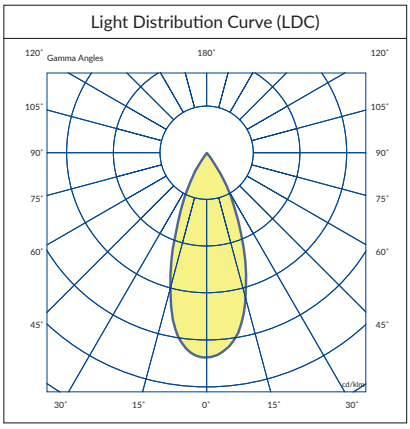

SRA68-CB940R55S

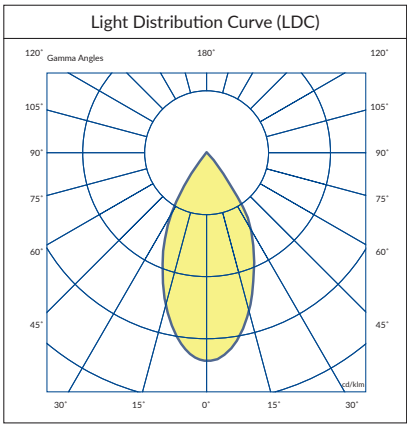

Start-100

Interior Lighting / Down Light

Specifications

15W

Available beam angles: 20°, 40°, 50°

Model	SRA100-CB 930R20S-X	SRA100-CB 940R20S-X	SRA100-CB 930R40S-X	SRA100-CB 940R40S-X	SRA100-CB 930R50S-X	SRA100-CB 940R50S-X
Power (nom.) (W)	15					
Supply Voltage (VAC)	220 - 240 VAC 50/60 Hz					
Luminous Flux (lm)	850	900	850	900	850	900
Efficacy (lm/W)	57	60	57	60	57	60
CCT (K)	3000	4000	3000	4000	3000	4000
CRI	>90					
Power Factor	>0.90					
Lifetime @L80 (hr)	50,000					
Beam Angle (°)	20	20	40	40	50	50

21W

Available beam angles: 20°, 40°, 50°

Model	SRA100-CC 930R20S-X	SRA100-CC 940R20S-X	SRA100-CC 930R40S-X	SRA100-CC 940R40S-X	SRA100-CC 930R50S-X	SRA100-CC 940R50S-X
Power (nom.) (W)	21					
Supply Voltage (VAC)	220 - 240 VAC 50/60 Hz					
Luminous Flux (lm)	1100	1200	1100	1200	1100	1200
Efficacy (lm/W)	52	57	52	57	52	57
CCT (K)	3000	4000	3000	4000	3000	4000
CRI	>90					
Power Factor	>0.90					
Lifetime @L80 (hr)	50,000					
Beam Angle (°)	20	20	40	40	50	50

Lighting Data

SRA100-CC940R20S

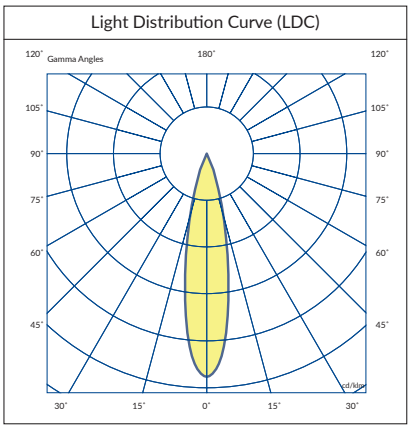

SRA100-CC940R40S

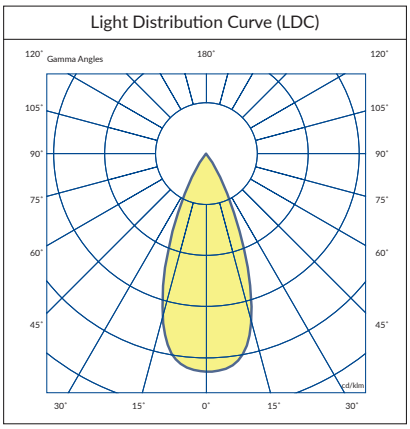

SRA100-CC940R50S

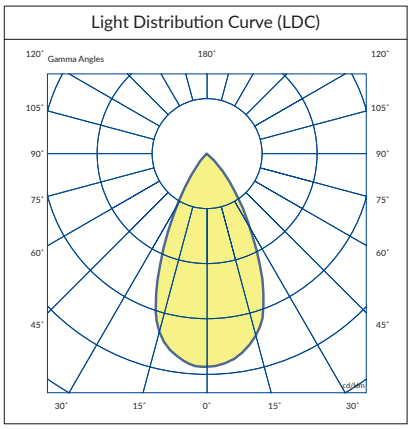

Start-125

Interior Lighting / Downlight

Specifications

21W

Available beam angles: 20°, 40°, 50°

Model	SRA125-CC 930R20S-X	SRA125-CC 940R20S-X	SRA125-CC 930R40S-X	SRA125-CC 940R40S-X	SRA125-CC 930R50S-X	SRA125-CC 940R50S-X
Power (nom.) (W)	21					
Supply Voltage (VAC)	220 - 240 VAC 50/60 Hz					
Luminous Flux (lm)	1300	1400	1300	1400	1300	1400
Efficacy (lm/W)	62	67	62	67	62	67
CCT (K)	3000	4000	3000	4000	3000	4000
CRI	>90					
Power Factor	>0.90					
Lifetime @L80 (hr)	50,000					
Beam Angle (°)	20	20	40	40	50	50

28W

Available beam angles: 20°, 40°, 50°

Model	SRA125-CD 930R20S-X	SRA125-CD 940R20S-X	SRA125-CD 930R40S-X	SRA125-CD 940R40S-X	SRA125-CD 930R50S-X	SRA125-CD 940R50S-X
Power (nom.) (W)	28					
Supply Voltage (VAC)	220 - 240 VAC 50/60 Hz					
Luminous Flux (lm)	1700	1800	1700	1800	1700	1800
Efficacy (lm/W)	61	64	61	64	61	64
CCT (K)	3000	4000	3000	4000	3000	4000
CRI	>90					
Power Factor	>0.90					
Lifetime @L80 (hr)	50,000					
Beam Angle (°)	20	20	40	40	50	50

Lighting Data

SRA125-CD940R20S

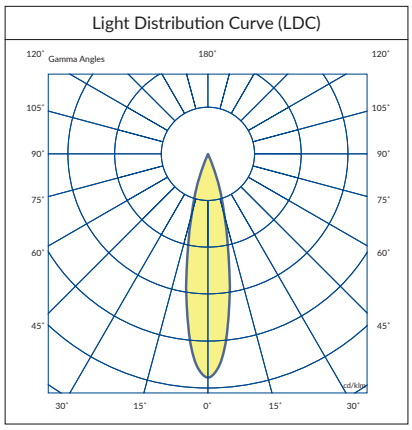

SRA125-CD940R40S

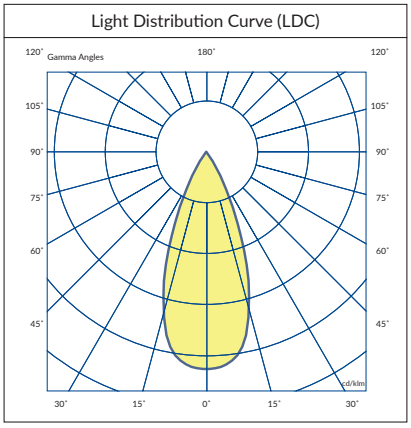

SRA125-CD940R50S

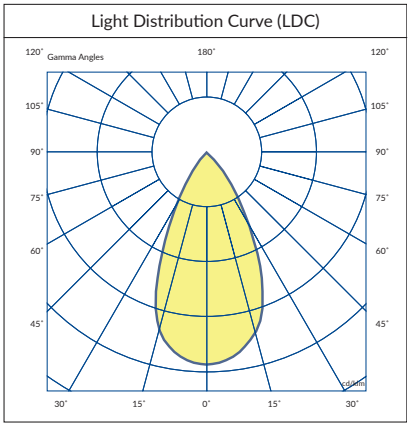

Start-150

Interior Lighting / Downlight

Specifications

28W

Available beam angles: 20°, 35°, 50°

Model	SRA150-CD 930R20S-X	SRA150-CD 940R20S-X	SRA150-CD 930R35S-X	SRA150-CD 940R35S-X	SRA150-CD 930R50S-X	SRA150-CD 940R50S-X
Power (nom.) (W)	28					
Supply Voltage (VAC)	220 - 240 VAC 50/60 Hz					
Luminous Flux (lm)	1800	1900	1800	1900	1800	1900
Efficacy (lm/W)	64	68	64	68	64	68
CCT (K)	3000	4000	3000	4000	3000	4000
CRI	>90					
Power Factor	>0.90					
Lifetime @L80 (hr)	50,000					
Beam Angle (°)	20	20	35	35	50	50

42W

Available beam angles: 20°, 35°, 50°

Model	SRA150-CF 930R20S-X	SRA150-CF 940R20S-X	SRA150-CF 930R35S-X	SRA150-CF 940R35S-X	SRA150-CF 930R50S-X	SRA150-CF 940R50S-X
Power (nom.) (W)	42					
Supply Voltage (VAC)	220 - 240 VAC 50/60 Hz					
Luminous Flux (lm)	2500	2700	2500	2700	2500	2700
Efficacy (lm/W)	59	64	59	64	59	64
CCT (K)	3000	4000	3000	4000	3000	4000
CRI	>90					
Power Factor	>0.90					
Lifetime @L80 (hr)	50,000					
Beam Angle (°)	20	20	35	35	50	50

Lighting Data

SRA150-CF940R20S

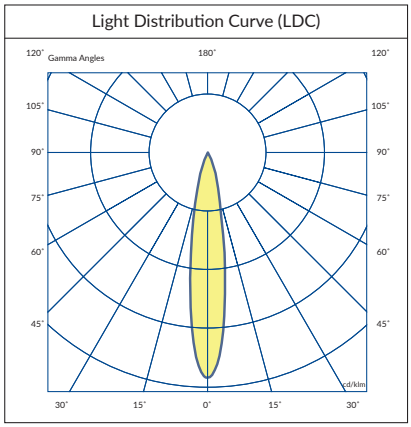

SRA150-CF940R35S

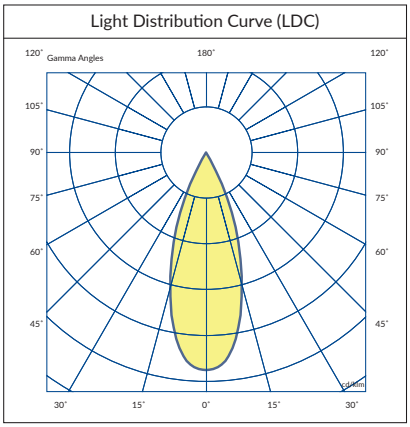

SRA150-CF940R50S

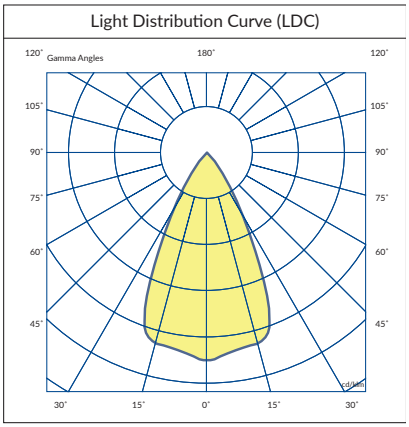

Start

Interior Lighting / Downlight

Dimensions

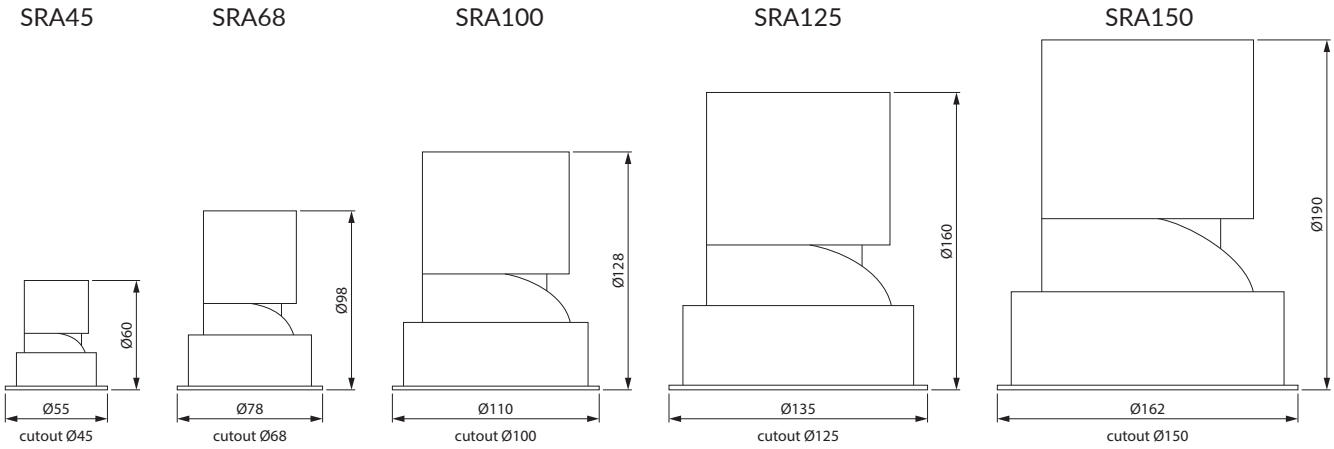







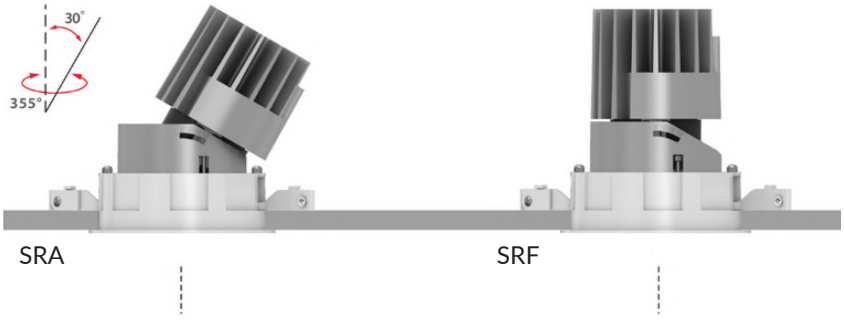

Bowen BWE

Interior Lighting / Downlight

Features

Circular and square profile surface mount downlight
High performance LED system for maximum energy saving
Tiltable face
Available in a range of wattages, colour temperatures and sizes
CRI ≥ 80
Quick and easy installation

Applications

Offices
Hotels
Retail shops
Residential

Options

Dali Dimmable
Triac Dimmable
Beam Angle 24°, 36° and 60°

Standards

Manufactured under ISO 9001:2015 to standards
IEC/AS/NZS 60598.1
IEC/AS/NZS 60598.2.1
IEC/AS/NZS CISPR 15

Mounting

Surface mounted

IP 20 OPTIONAL INDOOR

Bowen BWE

Interior Lighting / Downlight

Specifications

Model	BWE310-xyz	BWE520-xyz	BWE310S-xyz	BWE520S-xyz
Shape	Round		Square	
Nominal Power (W)	10	20	10	20
Input Voltage (V)	220-240			
CRI (Ra)	>80			
CCT (K)	3000/4000/5000			
Frequency (Hz)	50/60			
Luminaire Flux (lm)	1000	2000	1000	2000
Luminaire Efficacy (lm/W)	100			
Luminaire Rated Life (hr)	50,000 @ L70			
Beam Angle (°)	24/36/60			
Operating Temp. (°C)	-20 to 40			
IP Rating	IP20			
Power Factor	>0.90			
SDCM	<6			
Weight (kg)	0.60	0.80	0.60	0.90

"x" denotes CRI & CCT, R83 = CRI>80, 3000K ; R84 = CRI>80, 4000K ; R85 = CRI>80, 5000K
"y" denotes Beam Angle, B24 = 24° ; B36 = 36° ; B60 = 60°
"z" denotes Dimming, D10 = DALI; D13 = Triac
*Specifications shown for 4000K

Dimensions

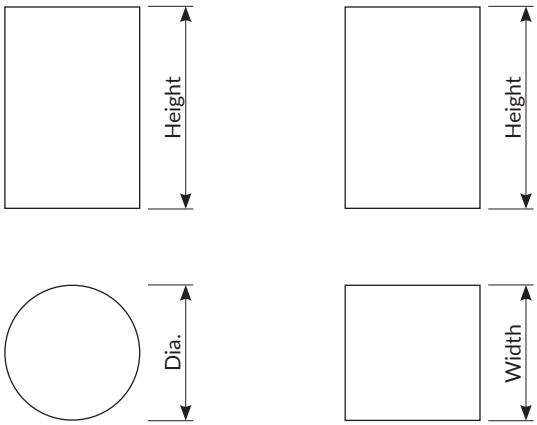

Model	Dia./Width	Height
BWE310	Ø90	134
BWE310S	90 x 90	134
BWE520	Ø115	122
BWE520S	115 x 115	122

Bowen BWU

Interior Lighting / Downlight

Features

Circular surface mount downlight
High performance LED system for maximum energy saving
Advanced optics delivering low glare output
IP65 rated
Robust IK08 rated construction
Available in a range of wattages, colour temperatures and sizes
CRI ≥ 80
Quick and easy installation

Applications

Offices
Hotels
Retail complex
Residential
Building surrounds

Options

Dali Dimmable
Triac Dimmable
Beam Angle 24°, 36° and 60°

Standards

Manufactured under ISO 9001:2015 to standards
IEC/AS/NZS 60598.1
IEC/AS/NZS 60598.2.1
IEC/AS/NZS CISPR 15

Mounting

Surface mounted

UGR <19 IK08 IP65 OPTIONAL OUTDOOR INDOOR

Bowen BWU

Interior Lighting / Downlight

Specifications

Model	BWU310-xyz	BWU520-xyz	BWU625-xyz	BWU630-xyz	BWU835-xyz	BWU1040-xyz
Nominal Power (W)	10	18	25	30	35	40
Input Voltage (V)	220-240					
CRI (Ra)	>80					
CCT (K)	3000/4000/5000					
Frequency (Hz)	50/60					
Luminaire Flux (lm)	1000	1800	2500	3000	3500	4000
Luminaire Efficacy (lm/W)	100					
Luminaire Rated Life (hr)	50,000					
Operating Temp. (°C)	-20 to 40					
IP Rating	IP65					
Power Factor	>0.90					
SDCM	<6					
Beam Angle (°)	36/60	24/36/60				
Weight (kg)	0.6	0.90	1.2	1.2	2.2	2.8

"x" denotes CRI & CCT, R83 = CRI>80, 3000K ; R84 = CRI>80, 4000K ; R85 = CRI>80, 5000K
"y" denotes Beam Angle, B24 = 24° ; B36 = 36° ; B60 = 60°
"z" denotes Dimming, D10 = DALI; D13 = Triac
*Specifications shown for 4000K

Dimensions

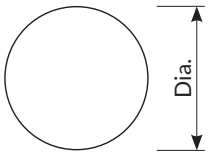

Model	Dia.	Height
BWU310	Ø90	70
BWU520	Ø130	115
BWU625	Ø160	110
BWU630	Ø160	110
BWU835	Ø214	119
BWU1040	Ø250	125

Bronte

Interior Lighting / Shop Fitter

Features

Recessed mounting
Die-cast aluminium construction
High quality powdercoat finish
Adjustable pan (350º) and tilt (45º)
Non-dimmable remote driver
Quick and easy installation

Applications

Retail outlets
Bars
Restaurants
Galleries
Display areas

Standards

Manufactured under ISO 9001:2015 to standards
IEC/AS/NZS 60598.1
IEC/AS/NZS 60598.2.1
IEC/AS/NZS 60598.2.2
IEC/AS/NZS CISPR 15

Mounting Methods

Recessed

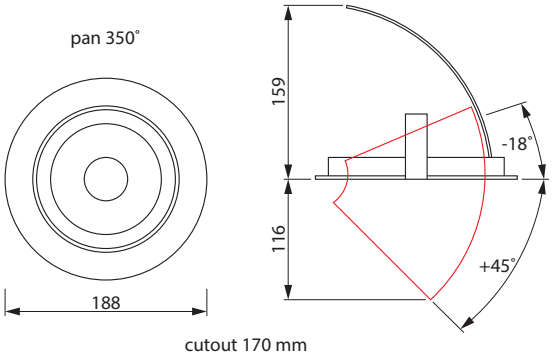

Specifications

Model	LD36142W3K01B06
Nominal Power (w)	42
Input Voltage	200 - 240 VAC 50 / 60 Hz
Luminous Flux (lm)	3300 ± 5%
Efficacy (lm/W)	85
CRI	≥80
Pan / Tilt (°)	350 / 45
Colour Temp. (K)	3000
Beam Angle (°)	60
LED Life L70B50 (hr)	>35,000
Colour	White

IP20 INDOOR

Ashford

Interior Lighting / Shop Fitter

Features

Enhanced performance
Durable die-cast aluminium construction
White powdercoat finish
Clear glass lens (frosted shown)
Tilt-adjustable to 60º
Remote non-dimmable driver
0.6m flex and 2-pin plug

Applications

Retail shops
Bars
Restaurants
Galleries
Display areas

Standards

Manufactured to the following standards:
IEC/AS/NZS 60598.1
IEC/AS/NZS 60598.2.1
IEC/AS/NZS 60598.2.2
IEC/AS/NZS CISPR 15

Mounting Methods

Recessed

Dimensions

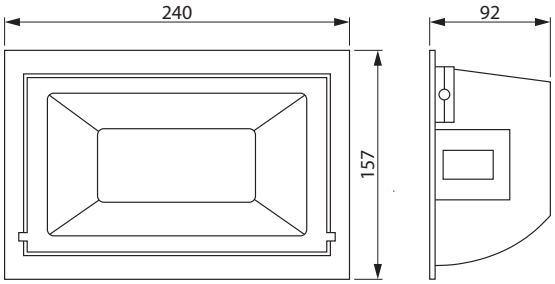

cutout 230 x 127

Specifications

Model	RSL120150W4K
Nominal Power (w)	50
Supply Voltage	220 - 240 VAC 50 / 60 Hz
Luminous Flux (lm)	6000
Efficacy (lm/W)	120
Power Factor	>0.95
CRI	>80
Colour Temp. (K)	4000
LED Life L70B50 (hr)	50,000
Beam Angle (º)	60 x 90
Operating Temp. (º C)	-20 to +45

TRAVIS TSC

Commercial Lighting, Interior Lighting / Tracklight

Features

High-end anti-glare optic design
Selectable CCT (with slide switch)
CRI90 as standard
Easy optic changeover
Stylish compact design
Can be rotated 358° horizontally, 180° vertically
Die-cast aluminum housing combined with excellent thermal management design delivers high-output options
Triac dimmable (excluding 10W option)

Applications

Showrooms
Specialty store
Exhibition hall
Museum
Supermarket

Options

Beam angle 24°, 36°, 60°
Black version

Standards

Manufactured under ISO 9001:2015 to standards
IEC/AS/NZS 60598.1
IEC/AS/NZS 60598.2.1
IEC/AS/NZS CISPR 15

Mounting



Track Mount

SELV

TRAVIS TSC

Commercial Lighting, Interior Lighting / Tracklight

Product Code Key

Model	Power	–	Beam Angle (°)	Colour	Dimming
TSC	**10** = 10W		**B24** = Beam angle 24°	**C1** = White	**D03** = Triac dim
	15 = 15W		**B36** = Beam angle 36°	**C3** = Black	Omit for 10W version
	20 = 20W		**B60** = Beam angle 60°		
	25 = 25W				
	30 = 30W				

e.g. TSC30-B24C3D03 = TSC series, 30W, Beam angle 24°, Black colour, Triac dim

Specifications

Model	TSC10-BxCy	TSC15-BxCyDz	TSC20-BxCyDz	TSC25-BxCyDz	TSC30-BxCyDz
Input Voltage (V)	220-240				
Nominal Power (W)	10	15	20	25	30
Power Factor	>0.9				
Luminaire Flux (lm)	750-950	1050-1400	1750-2100	2150-2600	2650-3050
Luminaire Efficacy (lm/W)	75-95	70-93	88-105	86-104	88-102
CRI (Ra)	≥90				
CCT (K)	Adjustable: 3000/4000/5000				
SDCM	<6				
Luminaire Rated Life (hr)	>50000				
Operating Temp. (°C)	-20 to 40				
IP Rating	IP20				
Body Colour	Black / White				
Beam Angle (°)	24° / 36° / 60°				
Weight (kg)	0.55	0.55	0.82	0.82	1.15

"x" denotes Beam Angle, B24= 24° ; B36 = 36° ; B60 = 60°
"y" denotes Colour, C1 = White ; C3 = Black
"z" denotes Dimming, D03 = Triac

TRAVIS TSC

Commercial Lighting, Interior Lighting / Tracklight

Dimensions (mm)

TSC10 / TSC15

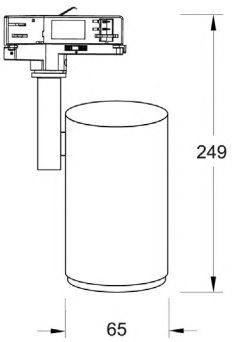

TSC20 / TSC25

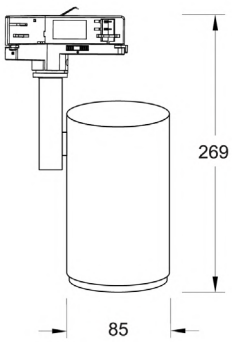

TSC30

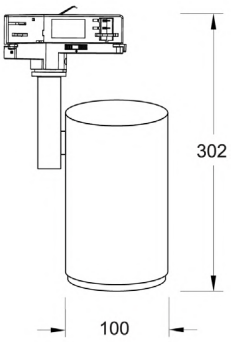

Lighting Data

TSC30-B36C1D03 (3000K)

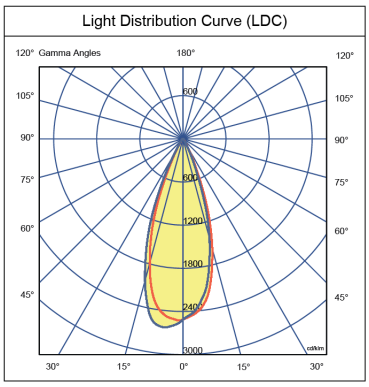

TSC30-B60C1D03 (3000K)

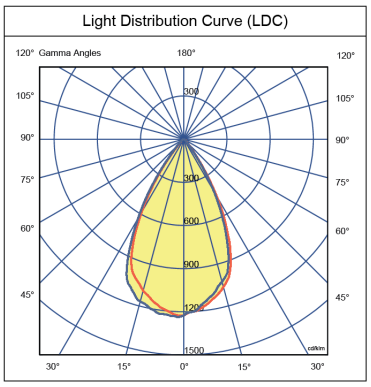

TRAVIS TSC

Commercial Lighting, Interior Lighting / Tracklight

Accessories



End Cap of Track

Part Number: PRO-0432B (Black)
PRO-0432W (White)



"+" Connector

Part Number: PRO-0437B (Black)
PRO-0437W (White)



Live-End Connector (Left)

Part Number: PRO-0431LB (Black),
PRO-0431LW (White)

3 Circuit Reversing L Connector

Part Number: PRO-M438B (Black)
PRO-M438W (White)



Live-End Connector (Right)

Part Number: PRO-0431RB (Right, Black)
PRO-0431RW (Right, White)



3 Circuit Reversing T Connector

Part Number: PRO-M436LB (Left, Black)
PRO-M436RB (Right, Black)
PRO-M436LW(Left, White)
PRO-M436RW (Right,White)

Mini Joiner

Part Number: PRO-0433B (Black)
PRO-0433W (White)

TRAVIS TSC

Commercial Lighting, Interior Lighting / Tracklight

Accessories

3-Circuit Track

Length (mm)	Model No.
1000	PRO-0410W (White)
	PRO-0410B (Black)
1500	PRO-0415W (White)
	PRO-0415B (Black)
2000	PRO-0420W (White)
	PRO-0420B (Black)
3000	PRO-0430W (White)
	PRO-0430B (Black)
4000	PRO-0440W (White)
	PRO-0440B (Black)

TRAVIS TSU

Commercial Lighting, Interior Lighting / Tracklight

Features

Selectable power system (with slide switch)
High-end, professional optic design
Deep reflector design for anti-glare
Easy optic changeover
COB light source
Stylish compact design
Can be rotated 358° horizontally, 180° vertically
Die-cast aluminum housing combined with excellent thermal management design delivers high-output options

Applications

Showrooms
Specialty store
Exhibition hall
Museum
Supermarket

Options

CCT 3000K/4000K/5000K
Beam angle 12°, 24°, 36°, 45°
DALI Dimmable

Standards

Manufactured under ISO 9001:2015 to standards
IEC/AS/NZS 60598.1
IEC/AS/NZS 60598.2.1
IEC/AS/NZS CISPR 15

Mounting



Track Mount

UGR <19 · Adjustable Power · OPTIONAL · IP40 · IK06 · INDOOR · SELV

TRAVIS TSU

Commercial Lighting, Interior Lighting / Tracklight

Product Code Key

Model	Power	–	CRI & Colour Temp.	Beam Angle (°)	Colour
TSU	**15** = 15W		**R83** = CRI≥80, 3000K	**B12** = Beam angle 12°	**C1** = White
	2030 = 20W/25W/30W		**R84** = CRI≥80, 4000K	**B24** = Beam angle 24°	**C3** = Black
	3040 = 30W/35W/40W		**R85** = CRI≥80, 5000K	**B36** = Beam angle 36°	
	4050 = 40W/45W/50W			**B45** = Beam angle 45°	

e.g. TSU4050-R83B36C1 =TSU Series, 40 to 50W, CRI80, 3000K, Beam angle 36°,White.

Specifications

Model	TSU15-RxByCz	TSU2030-RxByCz	TSU3040-RxByCz	TSU4050-RxByCz
Input Voltage (V)	220-240			
Nominal Power (W)	15	20/25/30	30/35/40	40/45/50
Power Factor	>0.9			
Luminaire Flux (lm)	1000-1250	20W: 2100-2300 25W: 2450-2850 30W: 2700-3100	30W: 2600-3300 35W: 3300-3700 40W: 3400-4000	40W: 3500-4000 45W: 3900-4600 50W: 4300-5000
Luminaire Efficacy (lm/W)	67-100	20W: 105-115 25W: 98-114 30W: 90-103	30W: 87-110 35W: 94-106 40W: 85-100	40W: 88-100 45W: 87-102 50W: 86-100
CRI (Ra)	≥90			
CCT (K)	Single 3000/4000/5000			
UGR	<19			
SDCM	<6			
Luminaire Rated Life (hr)	>50,000			
Operating Temp. (°C)	-20 to 40			
IP Rating	IP40			
IK Rating	IK06			
Body Colour	Black & White			
Beam Angle (°)	12° / 24° / 36°/45°			
Weight (kg)	0.54	1.2	1.25	1.56

"x" denotes CRI & CCT, R83 = CRI≥80, 3000K ; R84 = CRI≥80, 4000K ; R85 = CRI≥80, 5000K
"y" denotes Beam Angle, B12= 12° ; B24 = 24° ; B36 = 36° ; B45 = 45°
"z" denotes Colour, C1 = White ; C3 = Black

TRAVIS TSU

Commercial Lighting, Interior Lighting / Tracklight

Dimensions (mm)

TSU15

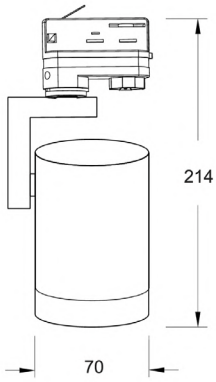

TSU2030

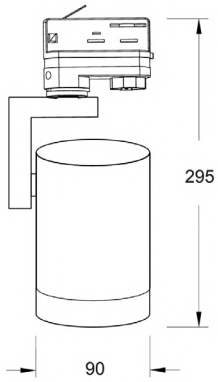

TSU3040

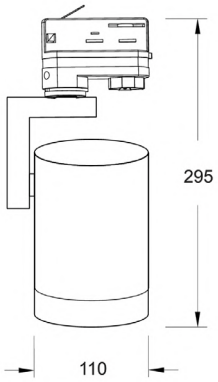

TSU4050

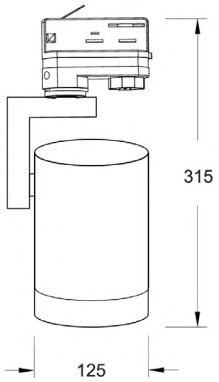

Lighting Data

TSU-R84B24

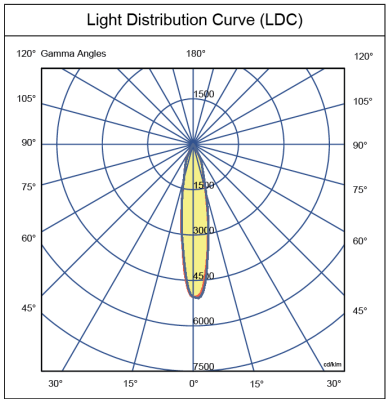

TSU-R84B36

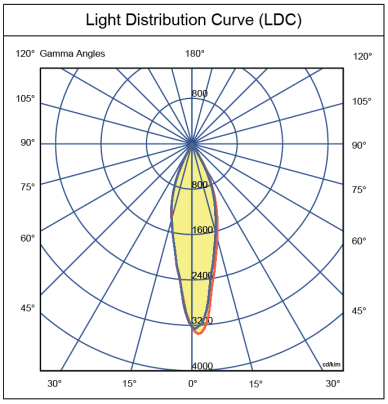

TSU-R84B45

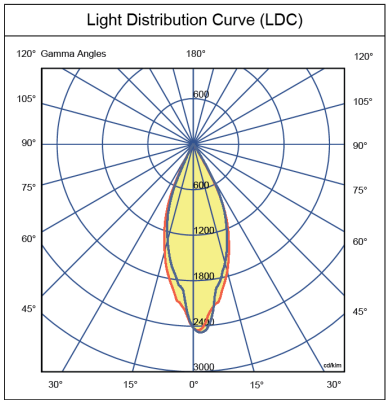

TRAVIS TSU

Commercial Lighting, Interior Lighting / Tracklight

Accessories



End Cap of Track

Part Number: PRO-0432B (Black)
PRO-0432W (White)



"+" Connector

Part Number: PRO-0437B (Black)
PRO-0437W (White)



Live-End Connector (Left)

Part Number: PRO-0431LB (Black),
PRO-0431LW (White)

3 Circuit Reversing L Connector

Part Number: PRO-M438B (Black)
PRO-M438W (White)

Live-End Connector (Right)

Part Number: PRO-0431RB (Right, Black)
PRO-0431RW (Right, White)



3 Circuit Reversing T Connector

Part Number: PRO-M436LB (Left, Black)
PRO-M436RB (Right, Black)
PRO-M436LW(Left, White)
PRO-M436RW (Right,White)

Mini Joiner

Part Number: PRO-0433B (Black)
PRO-0433W (White)

TRAVIS TSU

Commercial Lighting, Interior Lighting / Tracklight

Accessories

3-Circuit Track

Length (mm)	Model No.
1000	PRO-0410W (White)
	PRO-0410B (Black)
1500	PRO-0415W (White)
	PRO-0415B (Black)
2000	PRO-0420W (White)
	PRO-0420B (Black)
3000	PRO-0430W (White)
	PRO-0430B (Black)
4000	PRO-0440W (White)
	PRO-0440B (Black)

Clio CLDR

Interior Lighting / Ceiling

Features

Simple, elegant design
Enhanced performance
Switchable CCT: 3000K+4000K+5000K
Leading/trailing edge dimmable LED driver
Quick and easy installation
IP20 rating

Applications

Offices, meeting rooms
Domestic environments
Motel / hotels
Schools
Other dry indoor places

Standards

Manufactured under ISO 9001:2015 to standards
IEC/AS/NZS 60598.1
IEC/AS/NZS 60598.2.1
IEC/AS/NZS CISPR 15

Mounting

Surface Mounted

Dimensions

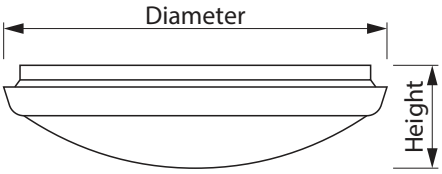

Model	Diameter	Height
CLDR12CT-D03T0x	249	75
CLDR18CT-D03T0x	335	85
CLDR28CT-D03T0x	396	85

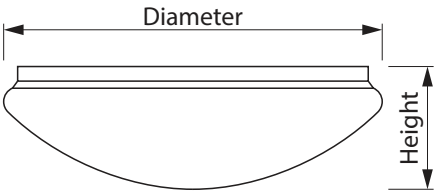

Model	Diameter	Height
CLDR12CT-D03	259	89
CLDR18CT-D03	330	99
CLDR28CT-D03	386	106

Clio CLDR

Interior Lighting / Ceiling

Specifications

Model	CLDR12CT-D03	CLDR12CT-D03T0x	CLDR18CT-D03	CLDR18CT-D03T0x	CLDR28CT-D03	CLDR28CT-D03T0x
Nominal Power (W)	12		18		28	
Input Voltage	220 – 240 VAC 50 / 60 Hz					
Luminaire Flux (lm)	787	682	1231	986	1989	2059
Luminaire Efficacy (lm/w)	74	65	77	63	79	83
CRI (Ra)	≥80					
CCT Switchable (K)	3000 + 4000 + 5000					
Luminaire Rated Life (hrs)	>50000 @ L70B50					
Operating Temp. (°C)	-10 to 40					
IP Rating	IP20					
Power Factor	> 0.90					
SDCM	≤6					
Body Colour	White					
Beam Angle (°)	120					
Weight (kg)	0.415	0.505	0.597	0.708	0.783	0.968

"D03" denotes leading/trailing edge dimming
"T0x" denotes trim colour. T01 = white rim, T05 = brushed chrome trim

Lighting Data

CLDxxCT-D03

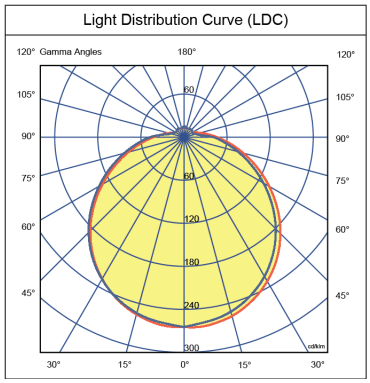

CLDxxCT-D03T0x

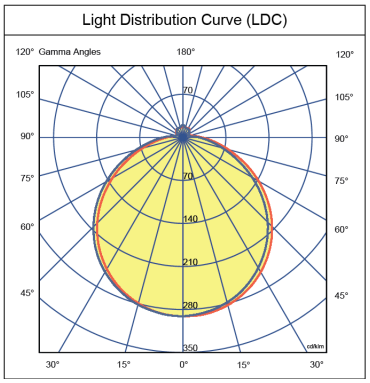

Ceiling Lights

Lyra CTD

Interior Lighting / Ceiling Light



Features

Enhanced performance
12W, 18W and 28W models
Round and square designs
Integrated LED driver
Switchable CCT: 3000K + 4000K + 5000K
High performance 40,000 hr LEDs
Dimmable
Low profile (max. 42 mm)
Quick and easy installation
IP54 rating
3-year warranty

Applications

Offices, meeting rooms
Domestic environments
Motels, hotels
Schools
Other dry indoor places

Standards

Manufactured under ISO 9001:2015 to standards
IEC/AS/NZS 60598.1
IEC/AS/NZS 60598.2.1
IEC/AS/NZS CISPR 15

Mounting Methods

Surface mounted

IP 54 5-100% INDOOR

Lyra CTD

Interior Lighting / Ceiling Light

Specifications

Model	LYR12WCTD25 LYS12WCTD25			LYR18WCTD30 LYS18WCTD30			LYR28WCTD40 LYS28WCTD40		
Nominal Power (W)	12			18			25		
Input Voltage	200 - 240 VAC 50 / 60 Hz								
CCT Switchable (K)	3000	4000	5000	3000	4000	5000	3000	4000	5000
Luminaire Flux (lm)	962	1026	1005	1480	1560	1525	2295	2466	2452
Luminaire Efficacy (lm/W)	80	85	84	82	87	85	82	88	87
CRI	> 80								
Power Factor	> 0.90								
Luminaire Rated Life (hrs)	40,000								
Ambient Temp. *ta* (°C)	Max. 35								

LYR = Round body ; LYS = Square body)

Lighting Data

LYR12WCTD25 (3000K)

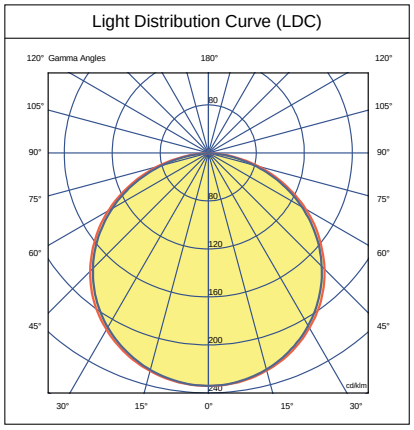

CCT Adjustment

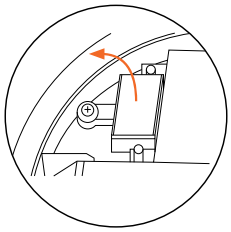

1. Open the switch cap cover

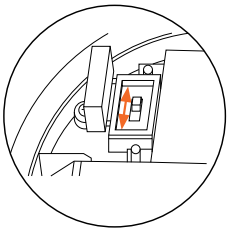

2. Use the slide switch to select the required CCT
   W = 3000K
   N = 4000K
   C = 5000K

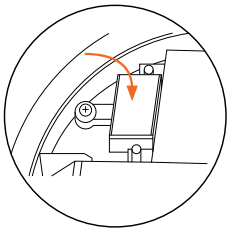

3. Close the switch cap cover

Dimensions

LYR

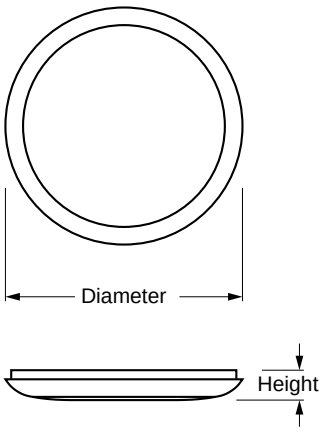

LYS

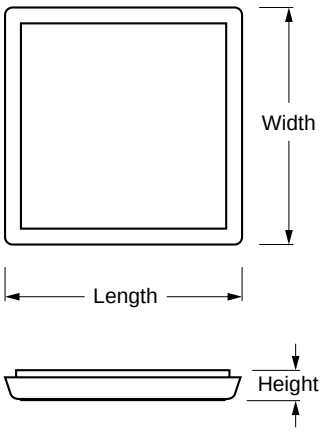

Model	Diameter (mm)	Height (mm)
LYR12WCTD25	250	42
LYR18WCTD30	300	42
LYR28WCTD40	400	42

Model	Length (mm)	Width (mm)	Height (mm)
LYS12WCTD25	250	250	42
LYS18WCTD30	300	300	42
LYS28WCTD40	400	400	42

Ascella CT

Commercial Lighting / Batten

Features

Switchable colour temperature (3000K-4000K-6500K)
Slim and wide body models
PMMA opalised diffuser
Metal housing with durable power-coating
Knockouts for in-line mounting
Quick and easy installation

Applications

Hotels / Motels
Offices
Commercial interiors
Showrooms, galleries
Schools

Options

Microwave sensor (Motion + Daylight + ON/OFF)
Emergency

Standards

Manufactured under ISO 9001:2015 to standards
IEC/AS/NZS 60598.1
IEC/AS/NZS 60598.2.1
IEC/AS/NZS CISPR 15

Mounting Methods



Surface mounted

Warm White

Cool White

Day Light

Ascella CT

Commercial Lighting / Batten

Specifications

Model	ACS220CT	ACS420CT	ACS435CT	ACS550CT	ACW220CT	ACW420CT	ACW435CT	ACW550CT
Nominal Power (W)	20	20	35	50	20	20	35	50
Input Voltage	220 - 240 VAC 50 / 60 Hz							
Luminous Flux (lm)	2035	2400	4455	5070	1905	2265	4225	4930
Efficacy (lm/W)	119	143	133	119	111	134	126	115
CRI	> 80							
Power Factor	0.90	0.90	0.90	0.90	0.90	0.90	0.90	0.90
CCT Switchable (K)	3000-4000-6500							
Rated Life L70B50 (hr)	30,000							
Ambient Temp. *ta* (°C)	35							
Weight (kg)	1.00	1.25	1.25	1.60	1.00	1.80	1.80	2.40

Specifications shown for 4000K
For Microwave Sensor (Motion + Daylight + ON/OFF) option, add S26 code at the back of model number. E.g. ACS420CTS26
Refer to dedicated datasheet for Emergency version

Lighting Data

ACS435CT (4000K)

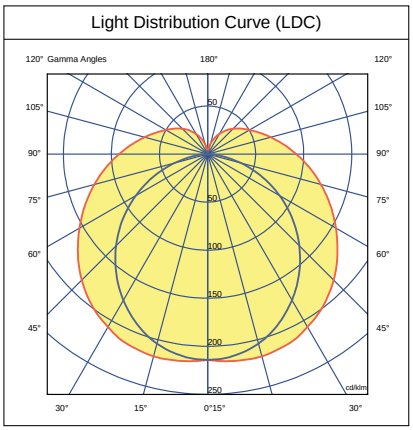

ACW435CT (4000K)

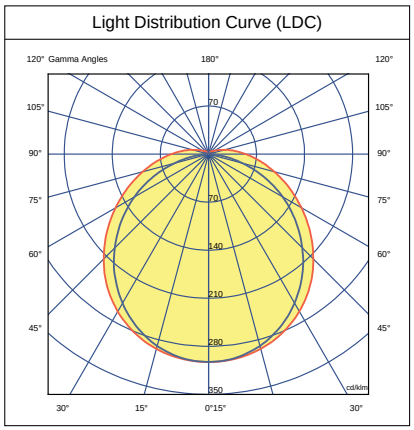

Dimensions

ACS CT



CCT Selection Switch

ACW CT





Tri-Colour
Temperatures LED

Battens

Balmoral

Commercial Lighting / Batten

Features

4 adjustable power settings
(600mm = 10W-13W-15W-20W)
(1200mm = 20W-25W-30W-40W)
Switchable colour temperature (3000K-4000K-6500K)
Slim body design with opalised polycarbonate diffuser
End Cap Slider for easy diffuser release and installation
Large terminals for easy install
Emergency & Microwave sensor options available
Suitable for surface & suspension mount

Applications

Storerooms
Schools
Residential
Hotels / Motels
Retail
Corridors / Walkways

End Cap Slider for easy diffuser release and install

Slim design with opalised polycarbonate diffuser

Options

Emergency (1200mm length only)
Microwave sensor

Standards

Manufactured under ISO 9001:2015 to standards
IEC/AS/NZS 60598.1
IEC/AS/NZS 60598.2.1
IEC/AS/NZS CISPR 15

Mounting Methods

Surface mounted



Suspension

Balmoral

Commercial Lighting / Batten

Product Code Key

Model	Power (min-max)	Switchable CCT & Power	Emergency	Sensor
BM	1020= 10W-20W 2040= 20W-40W	CTP CCT: 3000K-4000K-6500K Power: 10W-13W-15W-20W / 20W-25W-30W-40W	E01 = Maintained with 3hours Emergency + LiFePO4 + test switch	S26 = Microwave sensor (Motion, Daylight, ON/OFF)

e.g. BM2040CTP-E01S26 = Balmoral series, switchable 20W-40W, 3000K-4000K-6500K, Maintained emergency with motion, daylight, ON/OFF sensor

Specifications

Model	BM1020CTP-y				BM2040CTP-xy			
Length (mm)	600				1200			
Input Voltage	220 - 240 VAC 50 / 60 Hz							
Power Switchable (W)	10	13	15	20	20	25	30	40
Luminaire Flux (lm)*	1147	1551	1782	2162	2394	3132	3810	4519
Luminaire Efficacy (lm/W)*	119	117	114	112	129	121	124	119
CCT Switchable (K)	3000-4000-6500							
CRI	> 80							
Power Factor	>0.95							
Luminaire Rated Life (hrs)	50,000							
Operating Temp. (°C)	-20 ~ +40							
Weight (kg)	0.85				1.60			
Available Options*	Sensor -S26				Emergency -E01 / Sensor -S26 / Emergency & Sensor -E01S26			

"x" denotes Emergency, E01 = Emergency Maintained
"y" denotes Sensor, S26 = Microwave (Motion, Daylight, ON/OFF)

*Omit code for standard model
*Specifications shown for 4000K

Lighting Data

BM1020CTP (4000K)

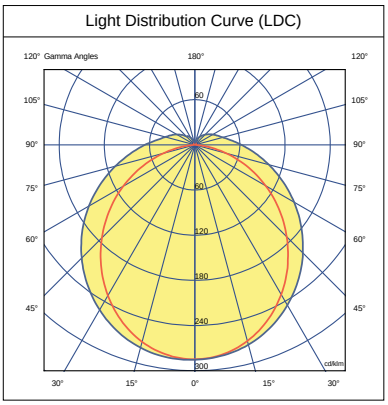

BM2040CTP (4000K)

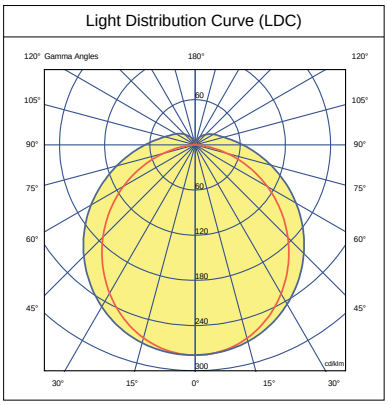

Dimensions

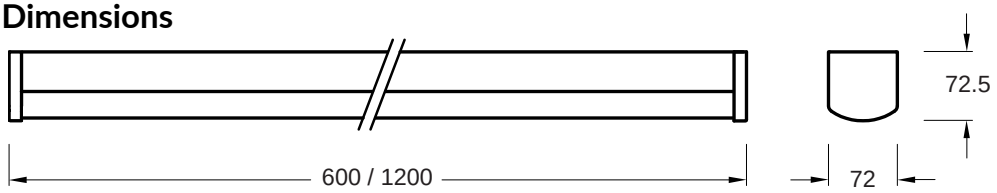

Battens

Pan - PNB CT

Commercial Lighting / Backlit Panel Light



Features

Switchable colour temperature
Uniform light effect
Integrated steel plate design provides excellent thermal management
Concise design offers high performance
Remote driver
Various mounting methods
Available in dimming version

Applications

Offices / meeting rooms
Schools
Hospitals
Laboratory / Dust-free workshop

Options

Surface Mount Kit
Plaster Frame Kit
Suspension Kit

Standards

Manufactured under ISO 9001:2015 to standards
IEC/AS/NZS 60598.1
IEC/AS/NZS 60598.2.2
IEC/AS/NZS CISPR 15

Mounting Methods

T-Bar Lay-in

Plaster Recessed
-with plaster frame kit

Surface Mounted
-with surface mount kit

Suspension
-with suspension kit

IP 40 OPTIONAL INDOOR

Pan - PNB CT

Commercial Lighting / Backlit Panel Light

Product Code Key

Model	Nominal Size	Power	Switchable CCT	-	Dimming (optional)
PNB	2 = 600x300mm	15 = 15W	CT = 3000K+4000K+5000K		D07 = 0-10V
		20 = 20W			D08 = 1-10V
	4 = 1200x300mm	25 = 25W			D10 = DALI
		30 = 30W			
		35 = 35W			
	W2 = 600x600mm	25 = 25W			
		30 = 30W			
		35 = 35W			
	W4 = 1200x600mm	40 = 40W			
		50 = 50W			omit for standard non dimmable
		60 = 60W			

e.g. PNB430CT = PNB 1200x300mm, 30W, Switchable CCT 3000K+4000K+5000K

Specifications

Model	PNB220CT	PNB425CT	PNB430CT	PNBW225CT	PNBW230CT
Nominal Power (W)	20	25	30	25	30
Input Voltage	220 - 240 VAC 50 / 60 Hz				
Luminaire Flux (lm)*	2290	2900	3410	2910	3730
Luminaire Efficacy (lm/W)*	115	116	114	116	124
CRI	> 80				
Power Factor	> 0.90				
SDCM	≤ 5				
CCT Switchable (K)	3000 + 4000 + 5000				
Luminaire Rated Life (hrs)	50,000				
Operating Temp. (°C)	-20 to +40				
Weight (kg)	2.0	2.5	2.5	2.5	2.5

*Specifications shown for 4000K

Lighting Data

PNB220CT

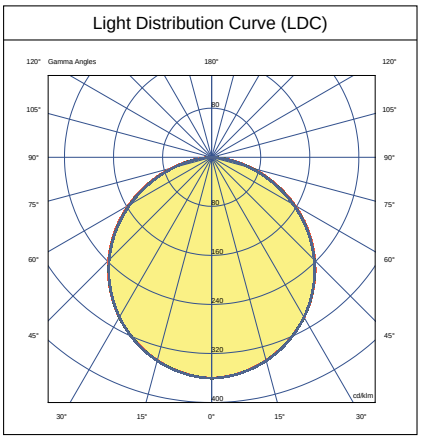

PNB430CT

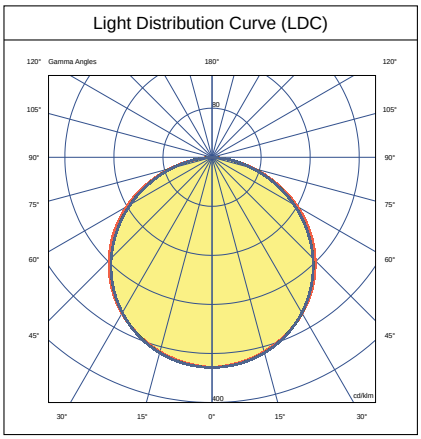

Panel lights

Pan - PNB CT

Commercial Lighting / Backlit Panel Light

Lighting Data

PNBW230CT

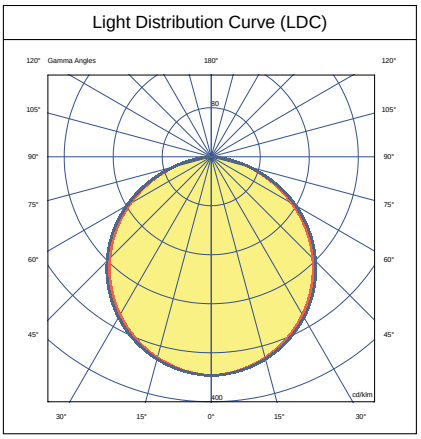

PNBW450CT

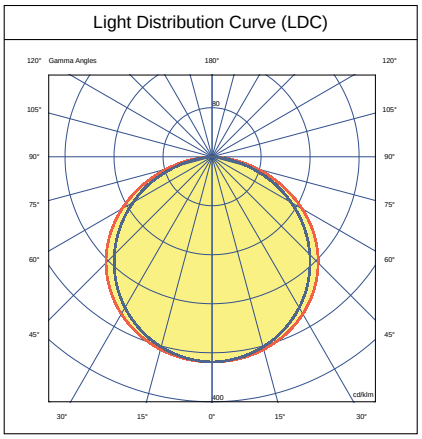

Dimensions

PNB2

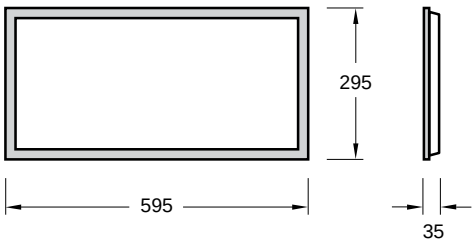

PNB4

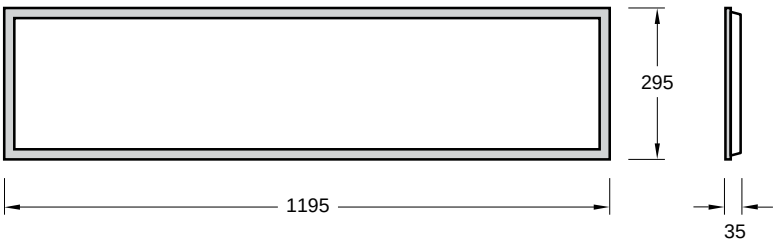

PNBW2

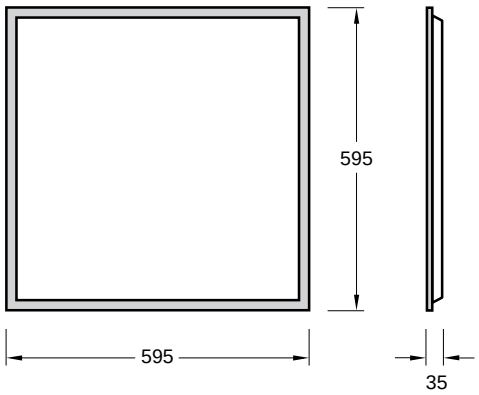

PNBW4



Pan - PNU

Commercial Lighting / UGR Backlit Panel Light

Features

Low glare microprism diffuser
Flicker free and uniform illumination to ensure maximum lighting comfort
Available in 3000K, 4000K, 6000K
Integrated steel plate design provides excellent thermal management
Remote driver
Various mounting methods
Available in dimming version
Complies with J6 and UGR19*

Applications

Offices / meeting rooms
Schools
Hospitals
Laboratory

Options

0-10V / 1-10V / DALI dimming
Surface Mount / Plaster Frame / Suspension Kit

Standards

Manufactured under ISO 9001:2015 to standards
IEC/AS/NZS 60598.1
IEC/AS/NZS 60598.2.1
IEC/AS/NZS 60598.2.2
IEC/AS/NZS CISPR 15

Mounting Methods

T-Bar Lay-in

Plaster Recessed
-with plaster frame kit

Surface Mounted
-with surface mount kit



Suspension
-with suspension kit

IP 40 UGR <19 OPTIONAL INDOOR

Pan - PNU

Commercial Lighting / UGR Backlit Panel Light

Product Code Key

Model	Nominal Size	Power	CCT	-	Dimming (optional)
PNU	2 = 600x300mm	10W = 10W	3K = 3000K		D07 = 0-10V
		15W = 15W	4K = 4000K		D08 = 1-10V
		20W = 20W	6K = 6000K		D10 = DALI
	4 = 1200x300mm	25W = 25W			
		30W = 30W			
		35W = 35W			
	W2 = 600x600mm	25W = 25W			
		30W = 30W			
		35W = 35W			
	W4 = 1200x600mm	40W = 40W			
		50W = 50W			omit for standard non dimmable
		60W = 60W			

e.g. PNU430W4K = PNU 1200x300mm, 30W, 4000K

Specifications

Model	PNU220WxK	PNU425WxK	PNU430WxK	PNUW225WxK	PNUW230WxK
Nominal Power (W)	20	25	30	25	30
Input Voltage	220 - 240 VAC 50 / 60 Hz				
Luminaire Flux (lm)*	2085	2438	2883	2498	2966
Luminaire Efficacy (lm/W)*	104	98	96	100	99
CRI	> 80				
Power Factor	> 0.90				
SDCM	≤ 5				
Colour Temp. (K)	3000 / 4000 / 6000				
UGR**	< 19				
Luminaire Rated Life (hrs)	50,000				
Operating Temp. (°C)	-20 to +40				
Weight (kg)	2.0	2.5	2.5	2.5	2.5

"x" denotes CCT, 3 = 3000K ; 4 = 4000K ; 6 = 6000K
*Specifications shown for 4000K
** Based on typical office application simulation

Pan - PNU

Commercial Lighting / UGR Backlit Panel Light

Lighting Data

PNU220W4K

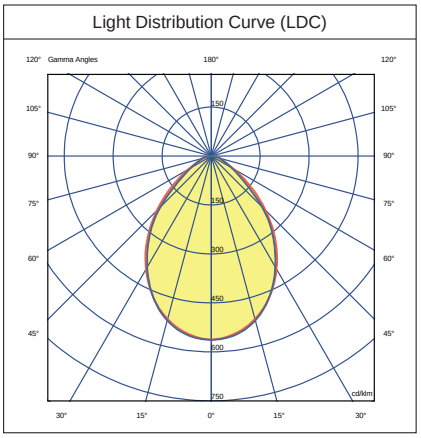

PNU430W4K

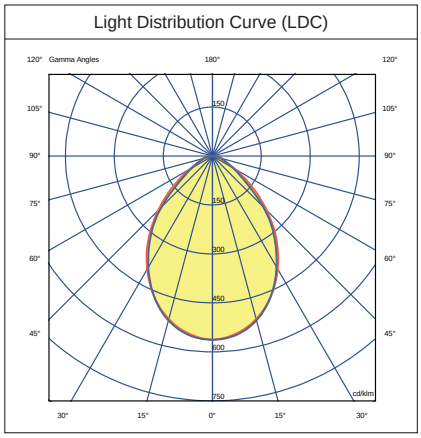

Dimensions

PNU2

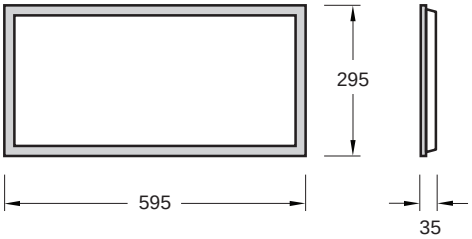

PNU4



PNUW2

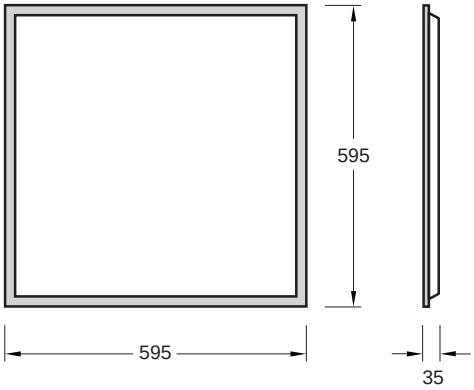

PNUW4



Pan - PNZ

Commercial Lighting / UGR Backlit Panel Light



Features

Recessed mounted high performance LED Panel
Low glare UGR ≤19 microprism diffuser
Concise design offers high performance light output
Flicker free and uniform illumination to ensure maximum lighting comfort
Available in 3000K, 4000K, 5000K, 6000K
Integrated steel plate design provides excellent thermal management
Multiple installation methods

Applications

Offices / meeting rooms
Schools
Hospitals
Laboratory

Options

0-10V / 1-10V / DALI dimming
Surface Mount / Plaster Frame / Suspension Kit

Standards

Manufactured under ISO 9001:2015 to standards
IEC/AS/NZS 60598.1
IEC/AS/NZS 60598.2.1
IEC/AS/NZS 60598.2.2
IEC/AS/NZS CISPR 15

Mounting Methods

T-Bar Lay-in

Plaster Recessed
-with plaster frame kit

Surface Mounted
-with surface mount kit

Suspension
-with suspension kit

IP20 UGR <19 OPTIONAL INDOOR

Pan - PNZ

Commercial Lighting / UGR Backlit Panel Light

Product Code Key

Model	Nominal Size	Power	–	CRI & Colour Temp.	Dimming (optional)
PNZ	2 = 600x300mm	10W = 10W		R83 = CRI>80, 3000K	D07 = 0-10V
		15W = 15W		R84 = CRI>80, 4000K	D10 = DALI
		20W = 20W		R85 = CRI>80, 5000K	
	4 = 1200x300mm	25W = 25W		R86 = CRI>80, 6000K	
		30W = 30W			
		35W = 35W			
	W2 = 600x600mm	25W = 25W			
		30W = 30W			
		35W = 35W			
	W4 = 1200x600mm	40W = 40W			
		50W = 50W			omit for standard non dimmable
		60W = 60W			

e.g. PNZ430-R84 = PNZ 1200x300mm, CRI>80, 4000K, Non-dimmable

Specifications

Model	PNZ430-R8x	PNZ435-R8x	PNZW230-R8x	PNZW235-R8x
Nominal Power (W)	30	35	30	35
Input Voltage	220 - 240 VAC 50 / 60 Hz			
Luminaire Flux (lm)*	3391	3852	3141	3568
Luminaire Efficacy (lm/W)*	113	112	105	105
CRI	> 80			
Power Factor	> 0.90			
SDCM	≤ 3			
Colour Temp. (K)	3000 / 4000 / 5000 / 6000			
UGR**	< 19			
Luminaire Rated Life (hrs)	50,000			
Operating Temp. (°C)	-20 to +40			
Weight (kg)	2.0	2.5	2.5	2.5

"x" denotes CCT, 3 = 3000K ; 4 = 4000K ; 5 = 5000K ; 6 = 6000K
*Specifications shown for 4000K

Pan - PNZ

Commercial Lighting / UGR Backlit Panel Light

Lighting Data

PNZ430-R84

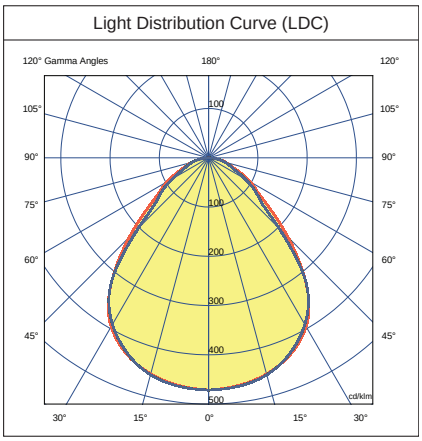

PNZW230-R84

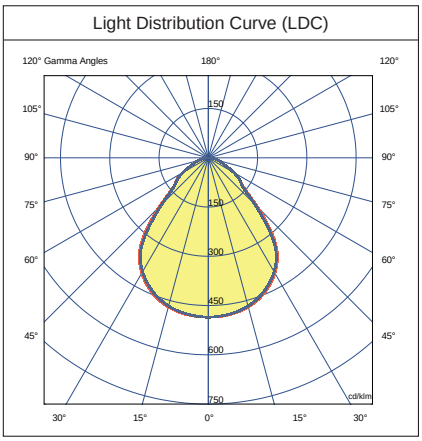

Dimensions

PNZ2

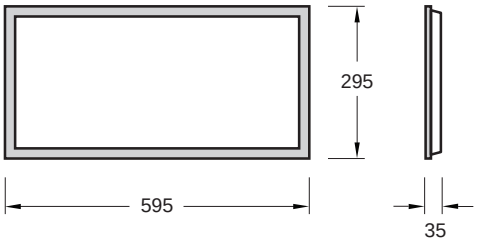

PNZ4



PNZW2

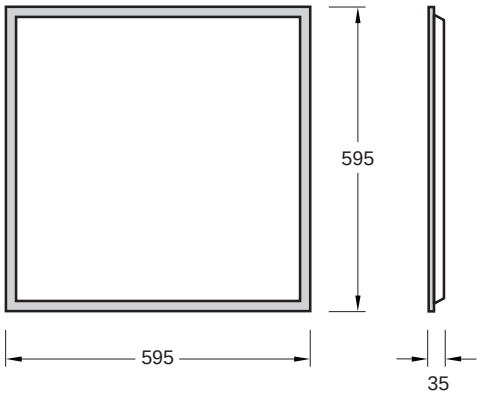

PNZW4



Mensa

Commercial Lighting / High Performance Troffer

Features

Matt finsh anodised aluminium louvre
Excellent optics control
Flicker-free, uniform illumination
Highly customisable lumen output and system power
J6 and UGR19 compliant*
CRI >80 as standard
(* Based on typical office simulation)

Applications

Office
Boardroom
Education
Healthcare

Options

Air-handling
DALI dimming
CRI >90
Customisable size
Plaster frame

Standards

Manufactured under ISO 9001:2015 to standards
IEC/AS/NZS 60598.1
IEC/AS/NZS 60598.2.1
IEC/AS/NZS 60598.2.2
IEC/AS/NZS CISPR 15

Mounting Methods

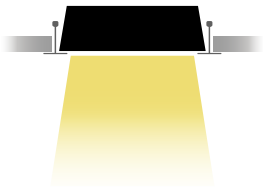

T-bar

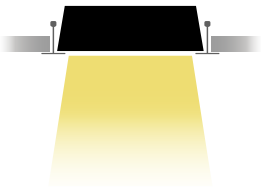

Recessed
(plaster frame)

IP 40 UGR <19 OPTIONAL INDOOR SELV

Mensa

Commercial Lighting / High Performance Troffer

Product Code Key

Model	Nominal Size	Power	-	Air-Handling	CRI & CCT	Dimming
MST	2 = 600x300mm	15 = 15W		A10 = Side air	R83 = CRI >80, 3000K	D10 = DALI
	M2 = 600x400mm	20 = 20W			R84 = CRI >80, 4000K	
	4 = 1200x300mm	20 = 20W		(omit if not required)	R93 = CRI >90, 3000K	(omit if not required)
	M4 = 1200x400mm	25 = 25W			R93 = CRI >90, 4000K	
	W2 = 600x600mm	30 = 30W				
	W4 = 1200x600mm	35 = 35W				
		40 = 40W				

e.g. MST420-R84D10 = MST 1200x300mm 20W CRI >80 4000K DALI
MSTW440-A10R84 = MST 1200x600mm 40W side-air-handling CRI >80 DALI dimming

Specifications

Model	MST215	MSTM215	MST220	MSTM220	MSTW220
Nominal Size (mm)	600 x 300	600x400	600 x 300	600x400	600x600
Nominal Power (W)	15			20	
Supply Voltage (VAC)	220 - 240 VAC 50/60 Hz				
Luminous Flux (lm)*	1512	1512	2133	2133	2022
Efficacy (lm/W)*	100	100	100	100	108
CRI	>80				
Power Factor	0.90				
CCT (K)	3000 / 4000				
Luminaire Rated Life (hr)	>50,000				
UGR	<19				
SDCM	<3				
Operating Temp. (°C)	-20 to +35				
Weight (kg)	2.5	2.7	2.5	2.7	4.2

* Specifications shown for 4000K

Model	MST420	MST425	MST430	MST435	MST440
Nominal Size (mm)	1200 x 300				
Nominal Power (W)	20	25	30	35	40
Supply Voltage (VAC)	220 - 240 VAC 50/60 Hz				
Luminous Flux (lm)*	2258	2591	3202	3823	4512
Efficacy (lm/W)*	117				
CRI	>80				
Power Factor	0.90				
CCT (K)	3000 / 4000				
Luminaire Rated Life (hr)	>50,000				
UGR	<19				
SDCM	<3				
Operating Temp. (°C)	-20 to +35				
Weight (kg)	4.4				

* Specifications shown for 4000K

Mensa

Commercial Lighting / High Performance Troffer

Model	MSTM420	MSTM425	MSTM430	MSTM435	MSTM440
Nominal Size (mm)			1200 x 400		
Nominal Power (W)	20	25	30	35	40
Supply Voltage (VAC)			220 - 240 VAC 50/60 Hz		
Luminous Flux (lm)*	2258	2591	3202	3823	4512
Efficacy (lm/W)*	117	117	117	117	117
CRI			>80		
Power Factor			0.90		
CCT (K)			3000 / 4000		
Luminaire Rated Life (hr)			>50,000		
UGR			<19		
SDCM			<3		
Operating Temp. (°C)			-20 to +35		
Weight (kg)			4.8		

* Specifications shown for 4000K

Model	MSTW420	MSTW425	MSTW430	MSTW435	MSTW440
Nominal Size (mm)			1200 x 600		
Nominal Power (W)	20	25	30	35	40
Supply Voltage (VAC)			220 - 240 VAC 50/60 Hz		
Luminous Flux (lm)*	2239	2581	3364	3877	4627
Efficacy (lm/W)*	121	122	122	122	120
CRI			>80		
Power Factor			0.90		
CCT (K)			3000 / 4000		
Luminaire Rated Life (hr)			>50,000		
UGR			<19		
SDCM			<3		
Operating Temp. (°C)			-20 to +35		
Weight (kg)			7.4		

* Specifications shown for 4000K

Lighting Data

MSTW230

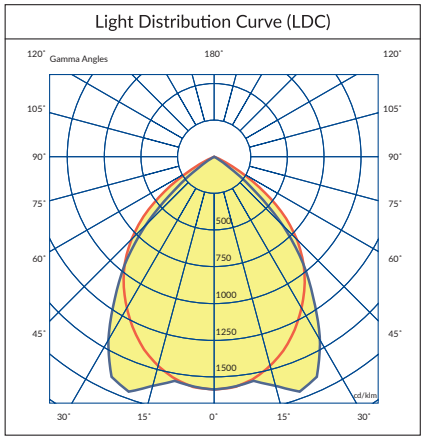

MST430

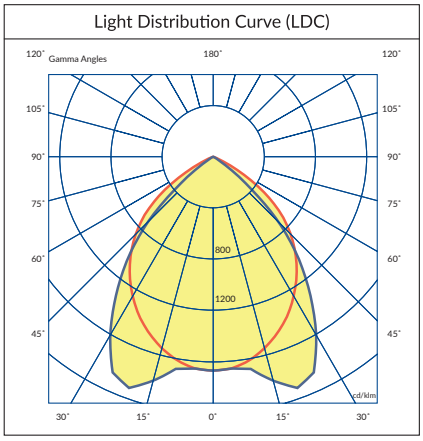

MSTW430

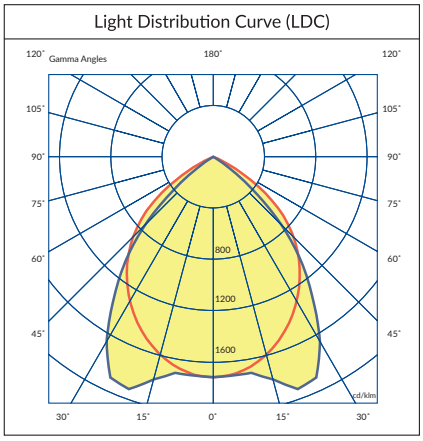

Mensa

Commercial Lighting / High Performance Troffer

Dimensions

MST2 / MST4

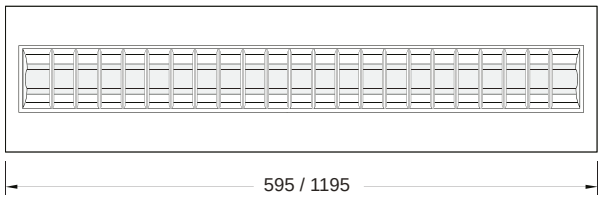

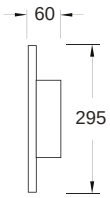

MST2 / MST4 (Air Handling)

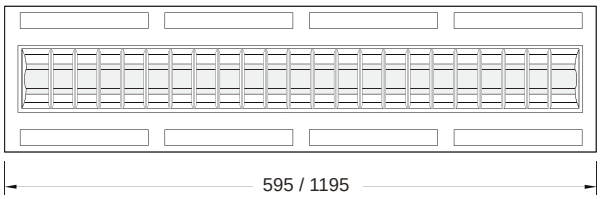

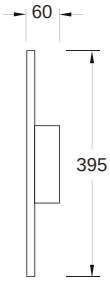

MSTM2 / MSTM4 (Air Handling)

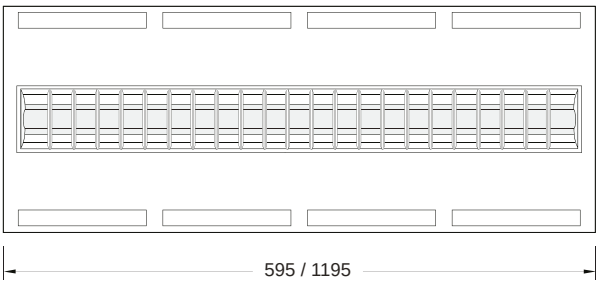

MSTW2 / MSTW4

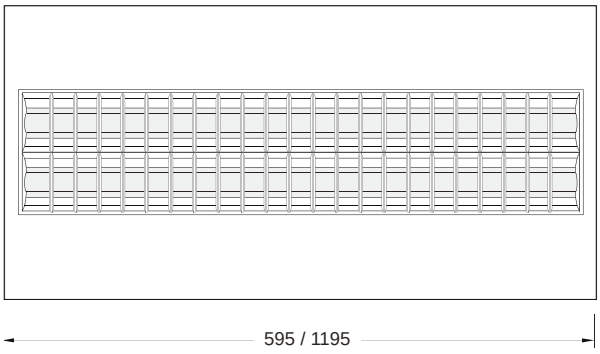

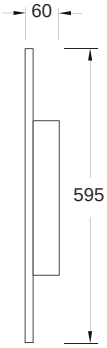

MSTW2 / MSTW4 (Air Handling)

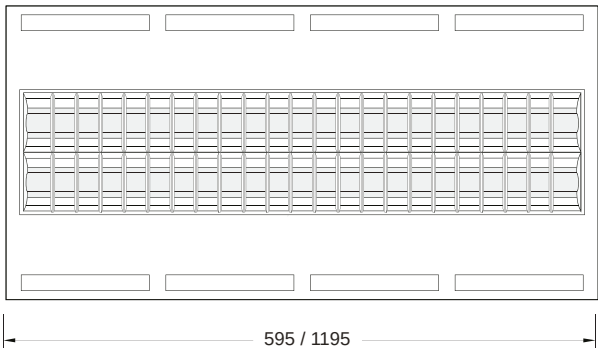

Limerick

Commercial Lighting / High Performance Troffer

Features
High performance diffused troffer
Low-glare microprism diffuser
Flicker-free, uniform illumination
Highly customisable lumen output and system power
Customisable size options
Remote driver
J6 and UGR19 compliant*
CRI >80 as standard
(* Based on typical office simulation)



Applications
Office
Boardroom
Education
Healthcare

Options
Air-handling
CRI90
Smart System Ready
Plaster frame

Standards
Manufactured under ISO 9001:2015 to standards
IEC/AS/NZS 60598.1
IEC/AS/NZS 60598.2.1
IEC/AS/NZS 60598.2.2
IEC/AS/NZS CISPR 15

Mounting Methods

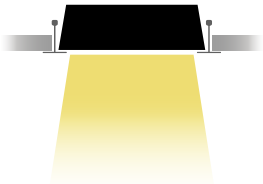

T-bar

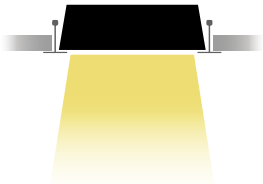

Recessed
(plaster frame)

IP 40 UGR <19 OPTIONAL INDOOR SELV

Limerick

Commercial Lighting / High Performance Troffer

Product Code Key

Model	Nominal Size	Power	-	Air-Handling	CRI & CCT	Dimming
LMS	2 = 600x300mm	15 = 15W		A10 = Side air	R83 = CRI >80, 3000K	D10 = DALI
	M2 = 600x400mm				R84 = CRI >80, 4000K	
	4 = 1200x300mm	20 = 20W		(omit if not required)	XXX = CRI >90, tunable white	(omit if not required)
	M4 = 1200x400mm	25 = 25W				
	W2 = 600x600mm	30 = 30W				
	W4 = 1200x600mm	35 = 35W				
		40 = 40W				

e.g. LMS420-R84D10 = LMS 1200x300mm 20W CRI >80 4000K DALI
LMSW440-A10R84 = LMS 1200x600mm 40W side-air-handling CRI >80 4000K DALI dimming

Specifications

Model	LMS215-xx	LMS420-xx	LMS425-xx	LMS430-xx	LMS435-xx	LMS440-xx
Nominal Size (mm)	600 x 300	1200 x 300				
Nominal Power (W)	15	20	25	30	35	40
Supply Voltage (VAC)	220 - 240 VAC 50/60 Hz					
Luminous Flux (lm)*	1443	2074	2630	3258	3670	4056
Efficacy (lm/W)*	102	115	111	109	106	104
CRI	>80					
Power Factor	0.90					
CCT (K)	3000 / 4000					
Luminaire Rated Life (hr)	>50,000					
UGR	<19					
SDCM	<3					
Operating Temp. (°C)	-20 to +35					
Weight (kg)	2.3	4.4				

* Specifications shown for 4000K

Model	LMSM215-xx	LMSM420-xx	LMSM425-xx	LMSM430-xx	LMSM435-xx	LMSM440-xx
Nominal Size (mm)	600 x 400	1200 x 400				
Nominal Power (W)	15	20	25	30	35	40
Supply Voltage (VAC)	220 - 240 VAC 50/60 Hz					
Luminous Flux (lm)*	1443	2074	2630	3258	3670	4056

Limerick

Commercial Lighting / High Performance Troffer

Model	LMSW220-xx	LMSW225-xx	LMSW230-xx	LMSW235-xx	LMSW240-xx
Nominal Size (mm)			600 x 600		
Nominal Power (W)	20	25	30	35	40
Supply Voltage (VAC)			220 - 240 VAC 50/60 Hz		
Luminous Flux (lm)*	2382	2839	3534	3977	4389
Efficacy (lm/W)*	120	120	117	115	113
CRI			>80		
Power Factor			0.90		
CCT (K)			3000 / 4000		
Luminaire Rated Life (hr)			>50,000		
UGR			<19		
SDCM			<3		
Operating Temp. (°C)			-20 to +35		
Weight (kg)			3.7		

* Specifications shown for 4000K

Model	LMSW420-xx	LMSW425-xx	LMSW430-xx	LMSW435-xx	LMSW440-xx
Nominal Size (mm)			1200 x 600		
Nominal Power (W)	20	25	30	35	40
Supply Voltage (VAC)			220 - 240 VAC 50/60 Hz		
Luminous Flux (lm)*	2501	3015	3774	4300	4773
Efficacy (lm/W)*	129	130	130	127	127
CRI			>80		
Power Factor			0.90		
CCT (K)			3000 / 4000		
Luminaire Rated Life (hr)			>50,000		
UGR			<19		
SDCM			<3		
Operating Temp. (°C)			-20 to +35		
Weight (kg)			6.9		

* Specifications shown for 4000K

Lighting Data

LMSW235

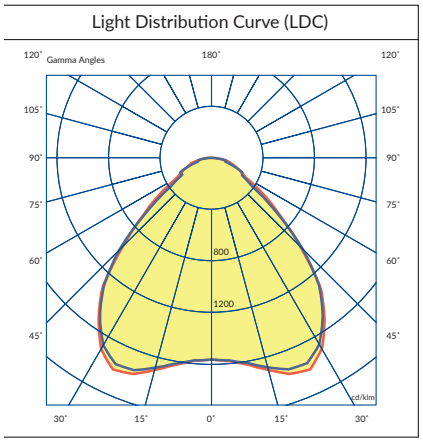

LMS435

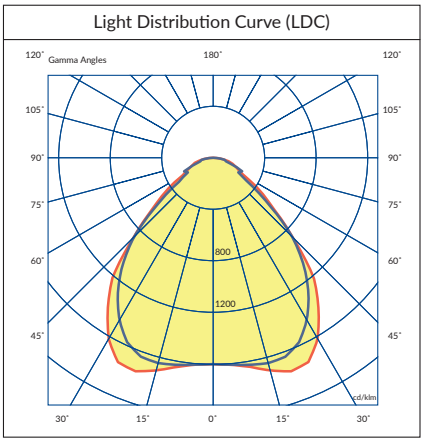

LMSW435

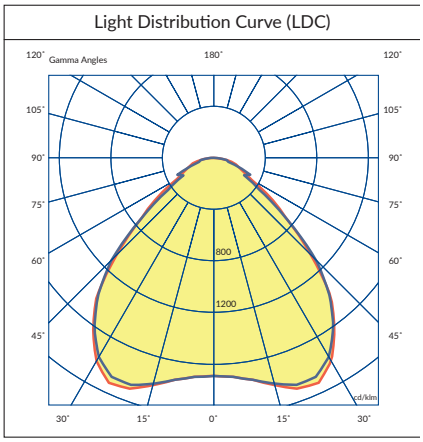

Limerick

Commercial Lighting / High Performance Troffer

Dimensions

LMS2 / LMS4



LMS2 / LMS4 (Air Handling)

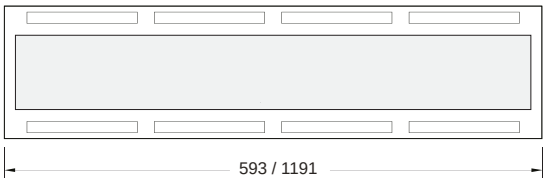

LMSM2 / LMSM4 (Air Handling)

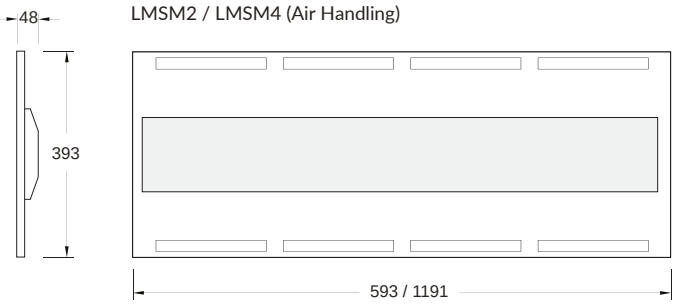

LMSW2 / LMSW4



LMSW2 / LMSW4 (Air Handling)

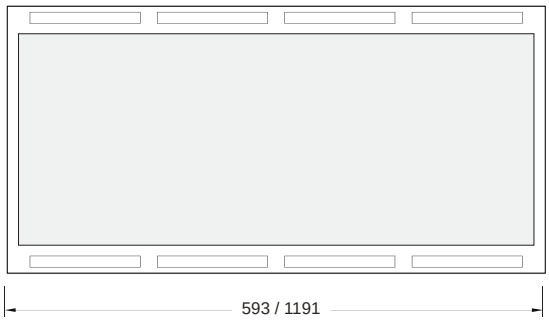

Nussa - NUC

Commercial Lighting / High Performance Troffer

Features

Recessed mounted high performance luminaire with low glare curved diffuser
Steel body with white powder-coated finish
Flicker-free and uniform illumination to ensure maximum lighting comfort
Customisable lumen output and system power
Smart system ready - DALI DT6 and DT8 Tunable White options available
Complies with J6 and UGR19*
CRI >90 as standard
COI compliant
Seismic restraint capable

Applications

Office
Boardroom
Education
Healthcare

Options

Air-handling
DALI DT6 and DT8
Tunable White
Customizable size
Motion sensor & daylight harvesting

Standards

Manufactured under ISO 9001:2015 to standards
IEC/AS/NZS 60598.1
IEC/AS/NZS 60598.2.1
IEC/AS/NZS 60598.2.2
IEC/AS/NZS CISPR 15

Mounting Methods

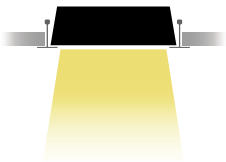

T-Bar Lay-in

Plaster Recessed
-with plaster frame

IP 40 UGR <19 OPTIONAL INDOOR SELV

Nussa - NUC

Commercial Lighting / High Performance Troffer

Product Code Key

To order complete fixture, luminaire and driver must be ordered.

Luminaire Code							Driver Code
Model	Nominal Size	−	Air Handling	CRI & Colour Temp.	Dimming	+	Driver (ON/OFF)
NUC	200 = 600x300mm		A10 = Side Air	R93 = CRI>90, 3000K	D10 = DALI		TC300 = 12W
	M200 = 600x400mm		A21 = Concealed Air	R94 = CRI>90, 4000K			TC400 = 15W
	400 = 1200x300mm						TC650 = 25W
	M400 = 1200x400mm						TC800 = 30W
							TC900 = 35W
							TC1050 = 40W
	W200 = 600x600mm						
							Driver (DALI)
							TC300D = 12W
							TC400D = 15W
							TC600D = 22W
	W400 = 1200x600mm		Side air handling available only for NULW2, NULW4, NULM2, NULM4				TC800D = 30W
							TC900D = 35W
							TC1050D = 40W
			Omit for standard non air handling		Omit for standard non dimmable		

e.g. NUCM400-A10R84D10+TC900D = NUC 1200x400mm, Side Air, CRI>80, 4000K, DALI, 35W

Specifications

Base Model	NUC400 / NUCM400			
Driver (ON-OFF / DALI)	TC650 / TC650D	TC800 / TC800D	TC900 / TC900D	TC1050 / TC1050D
Nominal Power (W)	25	30	35	40
Input Voltage	220 - 240 VAC 50 / 60 Hz			
Luminaire Flux (lm)*	2670	3199	3481	4032
Luminaire Efficacy (lm/W)*	105	104	103	102
CRI	>90 (>80 optional)			
Power Factor	> 0.90			
Colour Temp. (K)	3000 / 4000			
Luminaire Rated Life (hrs)	> 50,000			
UGR	< 19 **			
SDCM	3			
Operating Temp. (°C)	-25 to +45			
Weight (kg)	4.3			

Nussa - NUC

Commercial Lighting / High Performance Troffer

Base Model	NUC200 / NUCM200	
Driver (ON-OFF / DALI)	TC650 / TC650D	TC800 / TC800D
Nominal Power (W)	10	15
Input Voltage	220 - 240 VAC 50 / 60 Hz	
Luminaire Flux (lm)*	1157	1528
Luminaire Efficacy (lm/W)*	97	93
CRI	>90 (>80 optional)	
Power Factor	> 0.90	
Colour Temp. (K)	3000 / 4000	
Luminaire Rated Life (hrs)	> 50,000	
UGR	< 19 **	
SDCM	3	
Operating Temp. (°C)	-25 to +45	
Weight (kg)	2.1	

Base Model	NUCW200			
Driver (ON-OFF / DALI)	TC650 / TC650D	TC800 / TC800D	TC900 / TC900D	TC1050 / TC1050D
Nominal Power (W)	25	30	35	40
Input Voltage	220 - 240 VAC 50 / 60 Hz			
Luminaire Flux (lm)*	2596	3071	3353	3874
Luminaire Efficacy (lm/W)*	103	101	100	98
CRI	>90 (>80 optional)			
Power Factor	> 0.90			
Colour Temp. (K)	3000 / 4000			
Luminaire Rated Life (hrs)	> 50,000			
UGR	< 19 **			
SDCM	3			
Operating Temp. (°C)	-25 to +45			
Weight (kg)	3.3			

*Specifications shown for 4000K
** Subject to design & room parameters
More output option available, please contact nearest sales office for more information

Lighting Data

NUC200 / NUCM200

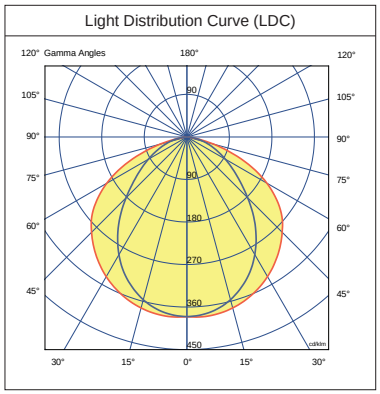

NUC400/ NUCM400

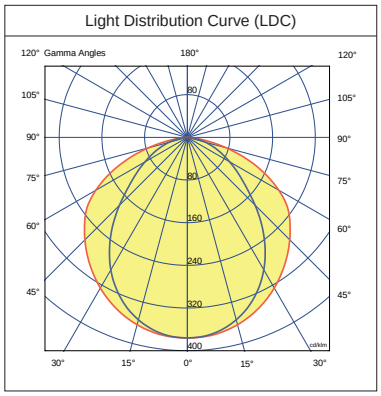

NUCW200 / NUCW400

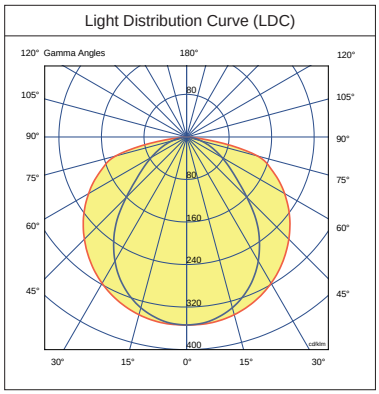

ⓘ Additional models may be available. To view complete range visit Davis Lighting website or contact your local Davis Lighting representative.

Nussa - NUC

Commercial Lighting / High Performance Troffer

Dimensions

NUC4 - 1200x300 mm

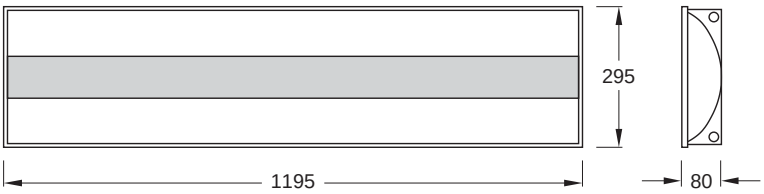

NUC2 - 600x300 mm

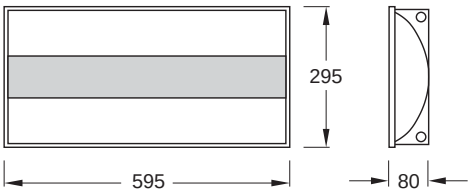

NUCW4 - 1200x600 mm

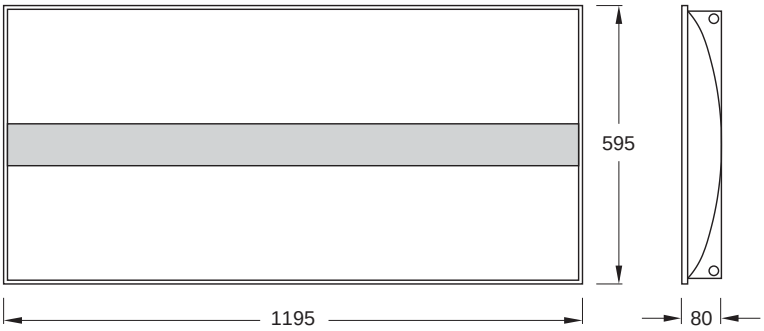

NUCW2 - 600x600 mm

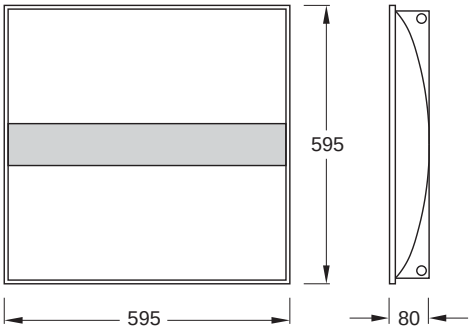

NUCM4 (Air Handling) - 1200x400 mm

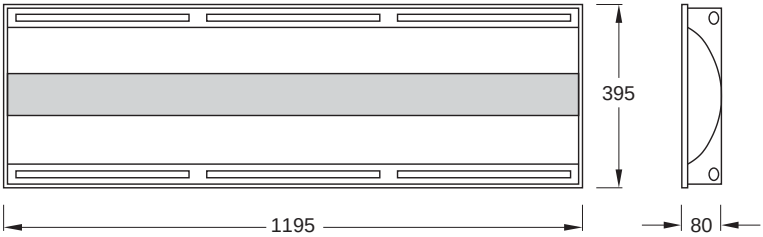

NUCM2 (Air Handling) - 600x400 mm

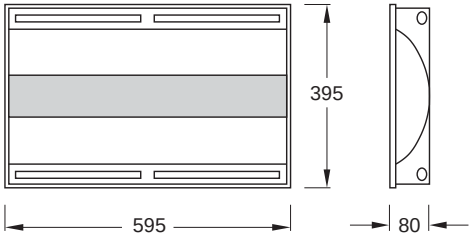

NUCW4 (Air Handling) - 1200x600 mm

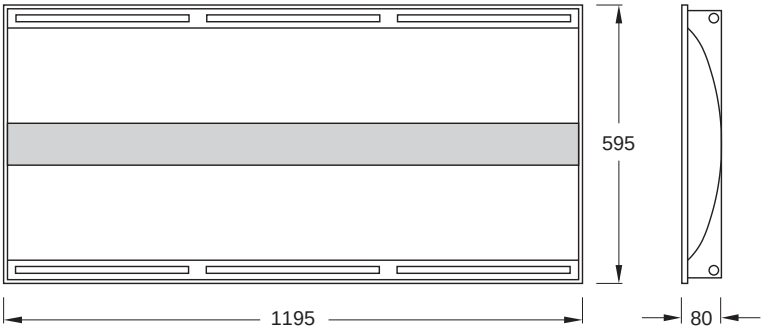

NUCW2 (Air Handling) - 600x600 mm

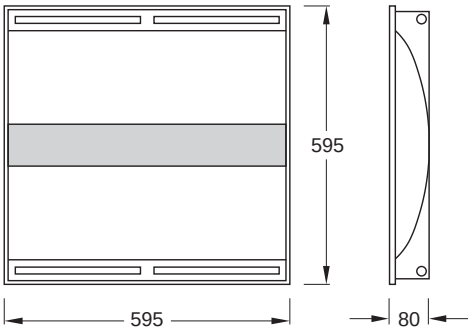

Nussa - NUD

Commercial Lighting / High Performance Troffer

Features

Recessed mounted high performance diffused luminaire
Low glare Micro Prism diffuser
Steel body with white powdercoat finish
Flicker free and uniform illumination to ensure maximum lighting comfort
Customisable lumen output and system power
Smart system ready - DALI DT6 and DT8 Tunable White options available
Complies with J6 and UGR19*
CRI >90 as standard
COI compliant
Seismic restraint capable

Applications

Office
Boardroom
Reception
Healthcare and Medical
Education

Options

Air Handling
DALI DT6 and DT8
Tunable White
Customizable size
Motion sensor & daylight harvesting

Standards

Manufactured under ISO 9001:2015 to standards
IEC/AS/NZS 60598.1
IEC/AS/NZS 60598.2.1
IEC/AS/NZS 60598.2.2
IEC/AS/NZS CISPR 15

Mounting Methods

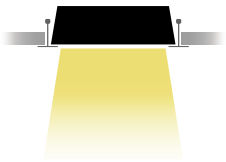

T-Bar Lay-in

Plaster Recessed
-with plaster frame

IP 40 UGR <19 OPTIONAL INDOOR SELV

Nussa - NUD

Commercial Lighting / High Performance Troffer

Product Code Key

To order complete fixture, luminaire and driver must be ordered.

Luminaire Code							Driver Code
Model	Nominal Size	−	Air Handling	CRI & Colour Temp.	Dimming	+	Driver (ON/OFF)
NUD	200 = 600x300mm		A10 = Side Air	R93 = CRI>90, 3000K	D10 = DALI		TC300 = 12W
	M200 = 600x400mm		A21 = Concealed Air	R94 = CRI>90, 4000K			TC400 = 15W
	400 = 1200x300mm						TC600 = 22W
	M400 = 1200x400mm						TC650 = 25W
							TC800 = 30W
							TC900 = 35W
							TC1050 = 40W
	W200 = 600x600mm						
							Driver (DALI)
							TC300D = 12W
							TC400D = 15W
							TC600D = 22W
	W400 = 1200x600mm		Side air handling available only for NUDW2, NUDW4, NUDM2, NUDM4				TC650D = 25W
							TC800D = 30W
							TC900D = 35W
							TC1050D = 40W
			Omit for standard non air handling		Omit for standard non dimmable		

e.g. NUDM400-A10R84D10+TC900 = NUD 1200x400mm, Side Air, CRI>80, 4000K, DALI, 35W

Specifications

Base Model	NUD400 / NUDM400				
Driver (ON-OFF / DALI)	TC600 / TC600D	TC650 / TC650D	TC800 / TC800D	TC900 / TC900D	TC1050 / TC1050D
Nominal Power (W)	20	25	30	35	40
Input Voltage	220 - 240 VAC 50 / 60 Hz				
Luminaire Flux (lm)*	2042	2221	2413	2633	3071
Luminaire Efficacy (lm/W)*	89	90	80	80	79
CRI	>90 (>80 optional)				
Power Factor	> 0.90				
Colour Temp. (K)	3000 / 4000				
Luminaire Rated Life (hrs)	> 50,000				
UGR	< 19 **				
SDCM	3				
Operating Temp. (°C)	-20 to +35				
Weight (kg)	4.1				

Nussa - NUD

Commercial Lighting / High Performance Troffer

Base Model	NUD200 / NUDM200	
Driver (ON-OFF / DALI)	TC300 / TC300D	TC400 / TC400D
Nominal Power (W)	10	15
Input Voltage	220 - 240 VAC 50 / 60 Hz	
Luminaire Flux (lm)*	772	1111
Luminaire Efficacy (lm/W)*	66	69
CRI	>90 (>80 optional)	
Power Factor	> 0.90	
Colour Temp. (K)	3000 / 4000	
Luminaire Rated Life (hrs)	> 50,000	
UGR	< 19 **	
SDCM	3	
Operating Temp. (°C)	-20 to +35	
Weight (kg)	2.0	

Base Model	NUDW200			
Driver (ON-OFF / DALI)	TC600 / TC600D	TC650 / TC650D	TC800 / TC800D	TC900 / TC900D
Nominal Power (W)	20	25	30	35
Input Voltage	220 - 240 VAC 50 / 60 Hz			
Luminaire Flux (lm)*	1864	1995	2458	2680
Luminaire Efficacy (lm/W)*	78	78	79	79
CRI	>90 (>80 optional)			
Power Factor	> 0.90			
Colour Temp. (K)	3000 / 4000			
Luminaire Rated Life (hrs)	> 50,000			
UGR	< 19 **			
SDCM	3			
Operating Temp. (°C)	-20 to +35			
Weight (kg)	3.1			

*Specifications shown for 4000K
** Subject to design & room parameters
More output option available, please contact nearest sales office for more information

Lighting Design Guide

Target avg illuminance 320lx

Size	Luminaire Power (W)	Luminaire flux (lm)	CRI	Spacing Grid (m)	LPD (W/m²)	UGR (Max 19)
1200x300	25	2221	>90	2.4 X 2.4	3.904	Y
				2.4 X 2.7	3.904	Y

Target avg illuminance 400lx

Size	Luminaire Power (W)	Luminaire flux (lm)	CRI	Spacing Grid (m)	LPD (W/m²)	UGR (Max 19)
1200x300	40	3389	>90	2.4 X 2.4	6.89	Y
				2.4 X 2.7	6.13	Y

Y = meets requirements
* Design outcomes based on simulations being done on a typical office application with standard reflectance values being utilised

Nussa - NUD

Commercial Lighting / High Performance Troffer

Lighting Data

NUD200

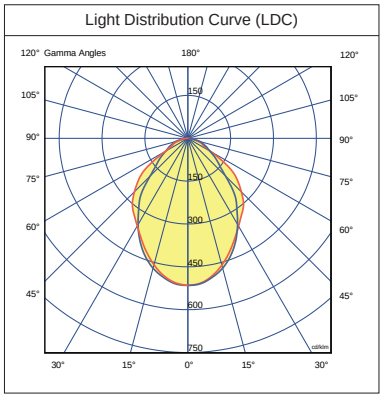

NUD400

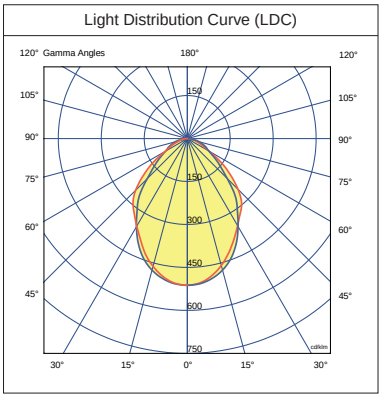

NUDM200

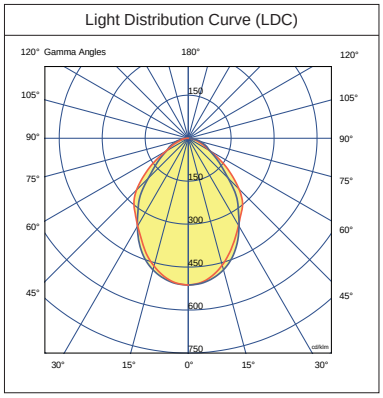

NUDM400

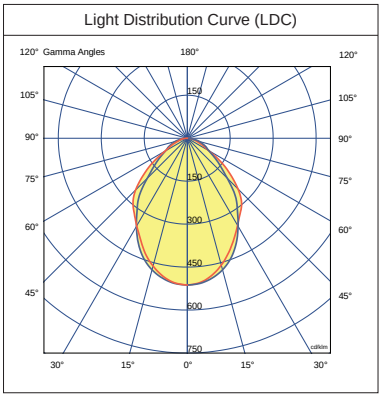

NUDW200

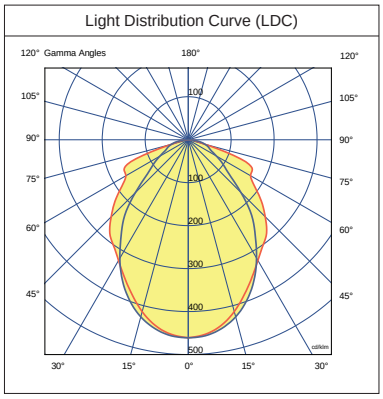

NUDW400

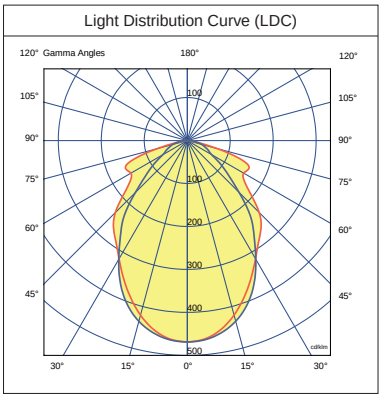

Nussa - NUD

Commercial Lighting / High Performance Troffer

Dimensions

NUD4 - 1200x300 mm

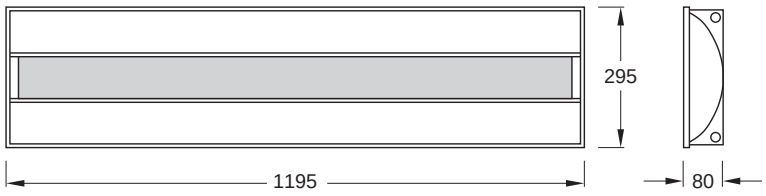

NUD2 - 600x300 mm

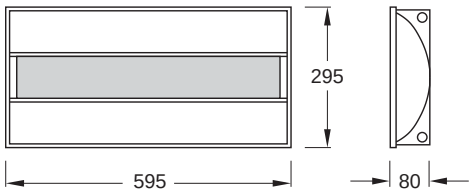

NUDW4 - 1200x600 mm

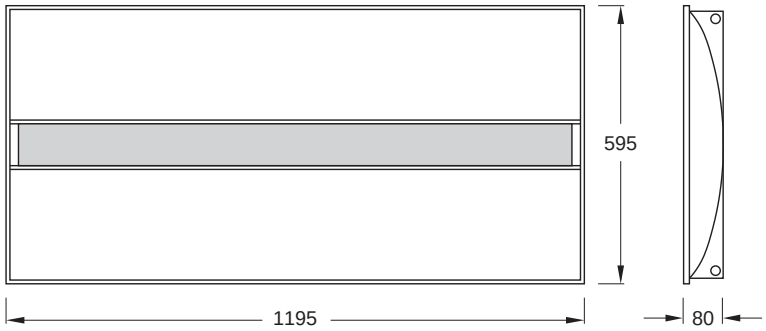

NUDW2 - 600x600 mm

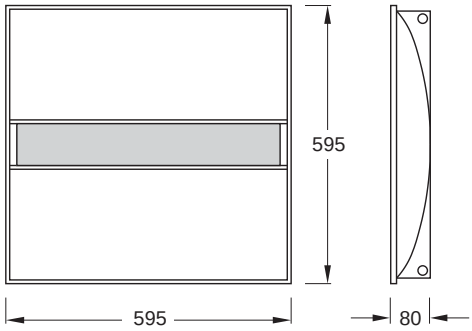

NUDM4 (Air Handling) - 1200x400 mm

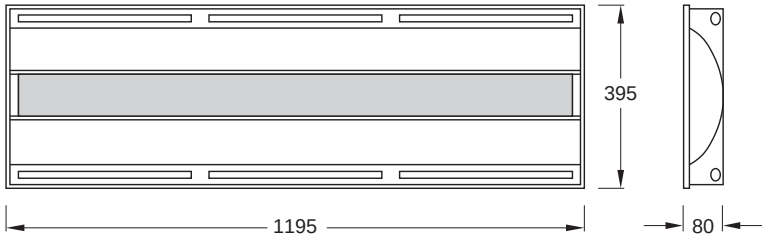

NUDM2 (Air Handling) - 600x400 mm

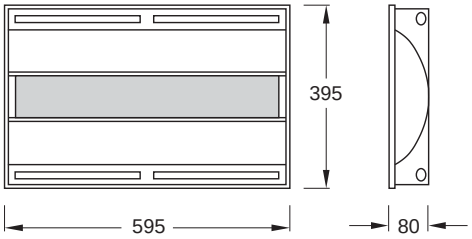

NUDW4 (Air Handling) - 1200x600 mm

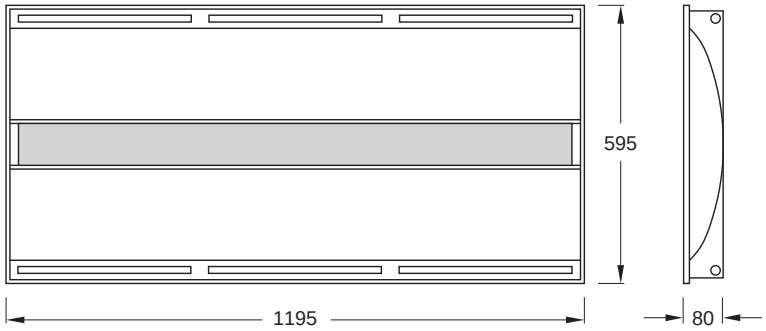

NUDW2 (Air Handling) - 600x600 mm

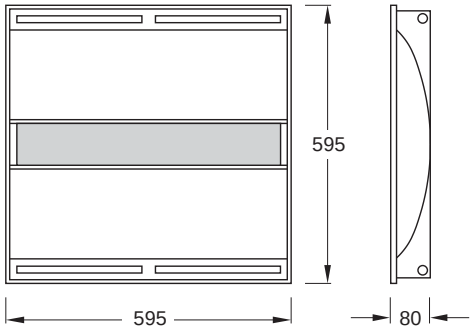

Nussa - NUL

Commercial Lighting / Low Glare Technology Troffer

A premium recessed louvre luminaire with custom designed high grade aluminium (Miro Silver) louvre to deliver optimal lighting outcome for a wide range of commercial applications.

Features

Excellent optics control with use of anti-glare high grade aluminium silver (Miro Silver) louvre
Flicker free and uniform illumination to ensure maximum level of lighting comfort
Highly customisable lumen output and system power
Smart system ready - DALI DT6 and DT8 Tunable White options available
Complies with J6 and UGR19*
CRI >90 as standard
COI compliant

Applications

Office
Boardroom
Education
Healthcare

Options

Air Handling
DALI DT6 and DT8
Tunable White
Customizable size
Motion sensor & daylight harvesting

Standards

Manufactured under ISO 9001:2015 to standards
IEC/AS/NZS 60598.1
IEC/AS/NZS 60598.2.1
IEC/AS/NZS 60598.2.2
IEC/AS/NZS CISPR 15

Mounting Methods

T-Bar Lay-in

Plaster Recessed
-with plaster frame

IP 40 UGR <19 OPTIONAL INDOOR SELV

Nussa - NUL

Commercial Lighting / Low Glare Technology Troffer

Product Code Key

To order complete fixture, luminaire and driver must be ordered.

Luminaire Code						Driver Code
Model	Nominal Size	–	Air Handling	CRI & Colour Temp.	Dimming	+ Driver (ON/OFF)
NUL	200 = 600x300mm		A10 = Side Air	R93 = CRI>90, 3000K	D10 = DALI	TC300 = 12W
	M200 = 600x400mm		A21 = Concealed Air	R94 = CRI>90, 4000K		TC400 = 15W
	400 = 1200x300mm					TC600 = 22W
	M400 = 1200x400mm					TC650 = 25W
						TC800 = 30W
						TC900 = 35W
						TC1050 = 40W
	W200 = 600x600mm					
						Driver (DALI)
						TC300D = 12W
						TC400D = 15W
						TC600D = 22W
	W400 = 1200x600mm		Side air handling available only for NULW2, NULW4, NULM2, NULM4			TC650D = 25W
						TC800D = 30W
						TC900D = 35W
						TC1050D = 40W
			Omit for standard non air handling		Omit for standard non dimmable	

e.g. NULM400-A10R84D10+TC900D = NUL 1200x400mm, Side Air, CRI>80, 4000K, DALI, 35W

Specifications

Base Model	NUL400 / NULM400				
Driver (ON-OFF / DALI)	TC600 / TC600D	TC650 / TC650D	TC800 / TC800D	TC900 / TC900D	TC1050 / TC1050D
Nominal Power (W)	20	25	30	35	40
Input Voltage	220 - 240 VAC 50 / 60 Hz				
Luminaire Flux (lm)*	2766	2938	3513	3825	4452
Luminaire Efficacy (lm/W)*	115	115	113	113	111
CRI	>90 (>80 optional)				
Power Factor	> 0.90				
Colour Temp. (K)	3000 / 4000				
Luminaire Rated Life (hrs)	> 50,000				
UGR	< 19 **				
SDCM	3				
Operating Temp. (°C)	-20 to +35				
Weight (kg)	4.0				

Nussa - NUL

Commercial Lighting / Low Glare Technology Troffer

Base Model	NUL200 / NULM200	
Driver (ON-OFF / DALI)	TC300 / TC300D	TC400 / TC400D
Nominal Power (W)	10	15
Input Voltage	220 - 240 VAC 50 / 60 Hz	
Luminaire Flux (lm)*	1322	1758
Luminaire Efficacy (lm/W)*	107	108
CRI	>90 (>80 optional)	
Power Factor	> 0.90	
Colour Temp. (K)	3000 / 4000	
Luminaire Rated Life (hrs)	> 50,000	
UGR	< 19 **	
SDCM	3	
Operating Temp. (°C)	-20 to +35	
Weight (kg)	2.0	

Base Model	NULW200			
Driver (ON-OFF / DALI)	TC600 / TC600D	TC650 / TC650D	TC800 / TC800D	TC900 / TC900D
Nominal Power (W)	20	25	30	35
Input Voltage	220 - 240 VAC 50 / 60 Hz			
Luminaire Flux (lm)*	2768	2959	3556	3882
Luminaire Efficacy (lm/W)*	116	116	115	114
CRI	>90 (>80 optional)			
Power Factor	> 0.90			
Colour Temp. (K)	3000 / 4000			
Luminaire Rated Life (hrs)	> 50,000			
UGR	< 19 **			
SDCM	3			
Operating Temp. (°C)	-20 to +35			
Weight (kg)	3.0			

*Specifications shown for 4000K
** Subject to design & room parameters
More output option available, please contact nearest sales office for more information

Lighting Design Guide

Target avg illuminance 320lx

Nominal Size	Luminaire Power (W)	Luminaire flux (lm)	CRI	Spacing Grid (m)	LPD (W/m²)	UGR (Max 19)
1200x300	25	3197	>90	2.4 X 2.4	4.60	Y
	30	3377	>90	2.4 X 2.7	4.44	Y
	35	4060	>90	2.4 X 3.0	4.93	Y

Target avg illuminance 500lx

Nominal Size	Luminaire Power (W)	Luminaire flux (lm)	CRI	Spacing Grid (m)	LPD (W/m²)	UGR (Max 19)
1200x300	35	4060	>90	2.4 X 2.4	5.92	Y
	40	4680	>90	2.4 X 2.7	6.02	Y
				2.4 X 3.0	5.64	Y

Y = meets requirements
* Design outcomes based on simulations being done on a typical office application with standard reflectance values being utilised

Nussa - NUL

Commercial Lighting / Low Glare Technology Troffer

Lighting Data

NUL200

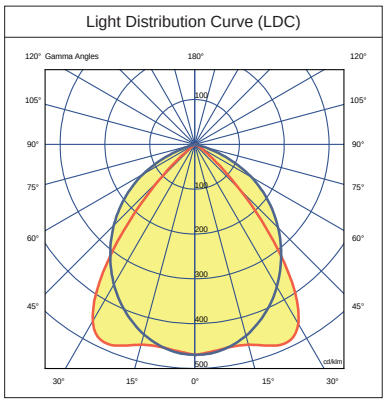

NULM200

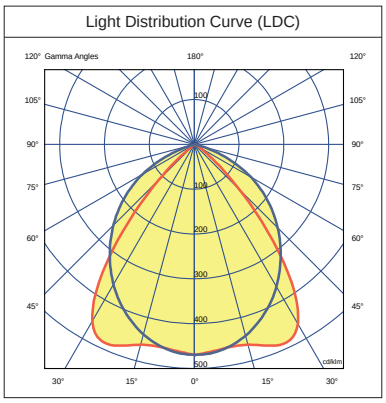

NUL400

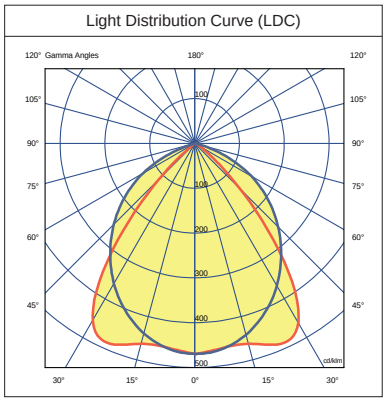

NULM400

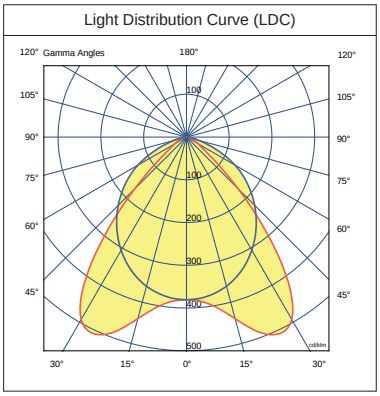

NULW200

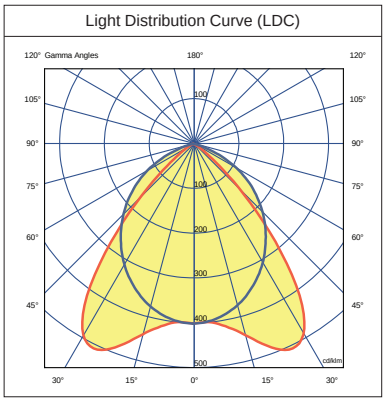

NULW400

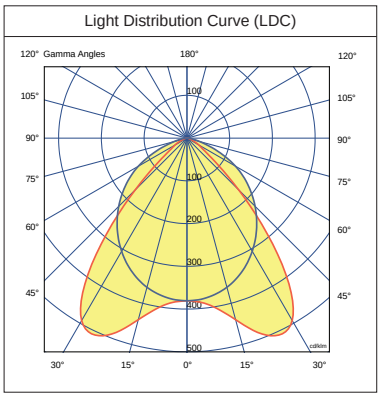

Nussa - NUL

Commercial Lighting / Low Glare Technology Troffer

Dimensions

NUL4 - 1200x300 mm

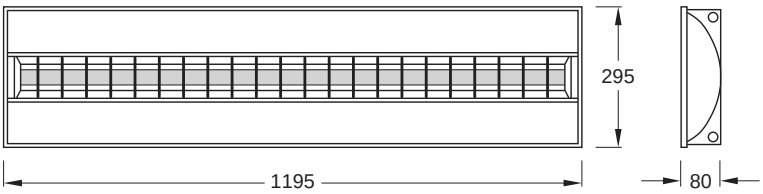

NUL2 - 600x300 mm

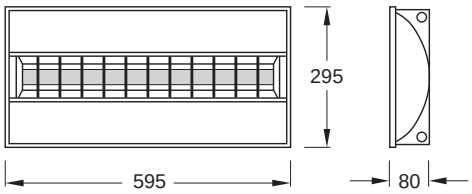

NULW4 - 1200x600 mm

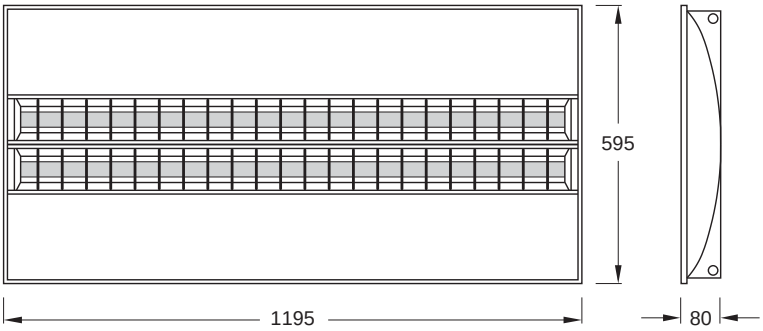

NULW2 - 600x600 mm

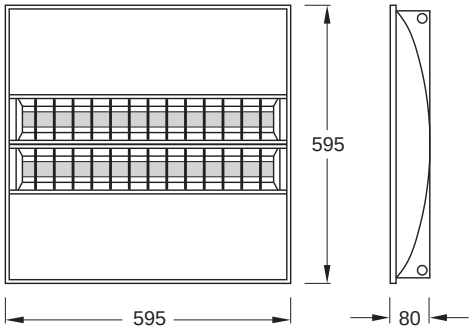

NULM4 (Air Handling) - 1200x400 mm

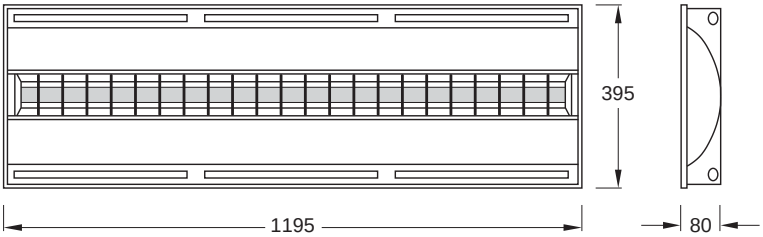

NULM2 (Air Handling) - 600x400 mm

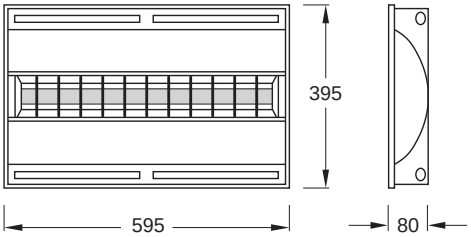

NULW4 (Air Handling) - 1200x600 mm

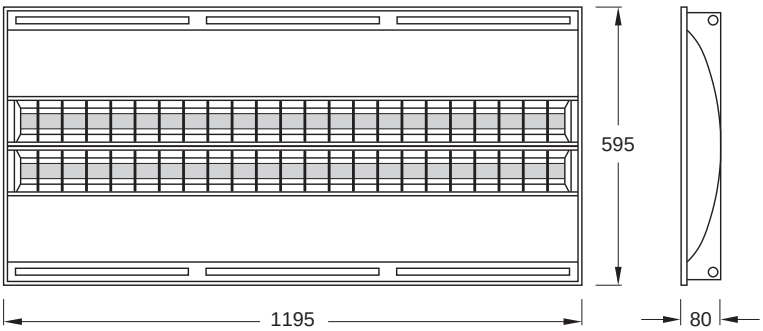

NULW2 (Air Handling) - 600x600 mm

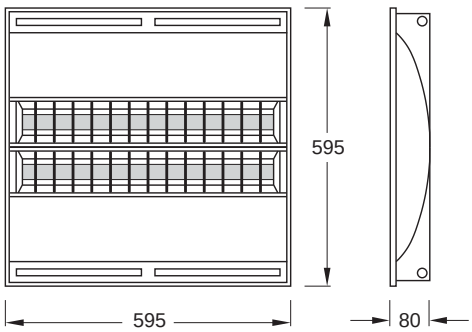

Nussa - NUS

Commercial Lighting / Diffused Surface

Features

Surface mounted LED luminaire
Low profile casing
High performance 50,000 hrs
SELV compliant
EMC compliant to 300MHz
Insect-proof lamp compartment
Anti-glare control
Suitable for emergency pack

Applications

Offices
Shops
Schools
Corridors

Standards

Manufactured under ISO 9001:2015 to standards
IEC/AS/NZS 60598.1
IEC/AS/NZS 60598.2.1
IEC/AS/NZS CISPR 15

Mounting Methods

Surface mounted

IP20 INDOOR SELV

Nussa - NUS

Commercial Lighting / Diffused Surface

Product Code Key

Model	Size	Power	-	CRI & Colour Temp.
NUS	2 = 635x255 mm	15 = 15W		R83 = CRI>80, 3000K
		20 = 20W		R84 = CRI>80, 4000K
	4 = 1195x255 mm	20 = 20W		
		25 = 25W		
		30 = 30W		
		35 = 35W		

e.g. NUS215-R84 = Nussa NUS series, 635x255 mm, 15W, CRI >80, 4000K

Specifications

Model	NUS215-x	NUS220-x
Nominal Power (W)	15	20
Input Voltage	220 - 240 VAC 50 / 60 Hz	
Luminous Flux (lm)*	1810	2410
Luminaire Efficacy (lm/W)*	126	120
CRI	> 80	
Power Factor	> 0.95	
Colour Temp. (K)	3000 / 4000	
Luminaire Rated Life (hrs)	50,000	
SDCM	3	
Operating Temp. (°C)	-20 to +35	
Weight (kg)	1.9	

Model	NUS420-x	NUS425-x	NUS430-x	NUS435-x
Nominal Power (W)	20	25	30	35
Input Voltage	220 - 240 VAC 50 / 60 Hz			
Luminous Flux (lm)*	2880	3730	4135	4855
Luminaire Efficacy (lm/W)*	145	147	145	141
CRI	> 80			
Power Factor	> 0.95			
Colour Temp. (K)	3000 / 4000			
Luminaire Rated Life (hrs)	50,000			
SDCM	3			
Operating Temp. (°C)	-20 to +35			
Weight (kg)	4.0			

"x" denotes CRI & CCT, R83 = CRI>80, 3000K ; R84 = CRI>80, 4000K
*Specifications shown for 4000K

Nussa - NUS

Commercial Lighting / Diffused Surface

Lighting Data

NUS215-R84

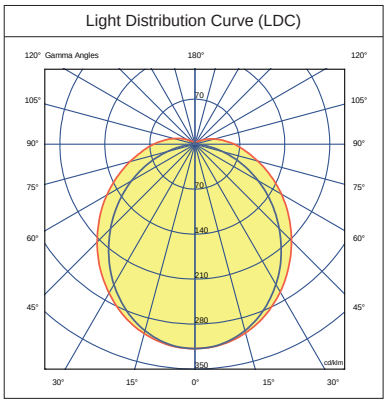

NUS220-R84

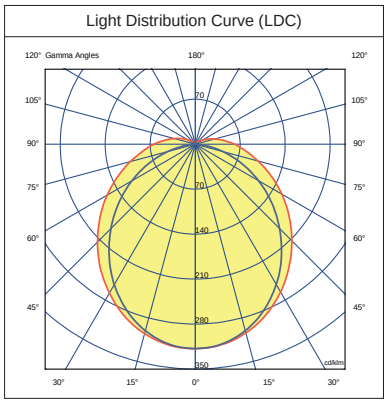

NUS420-R84

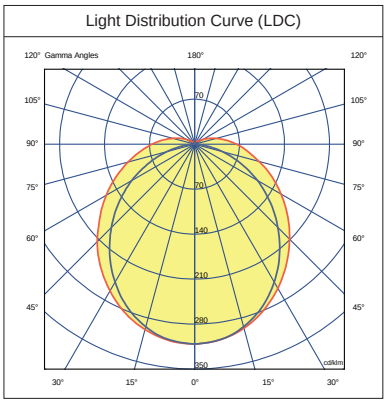

NUS425-R84

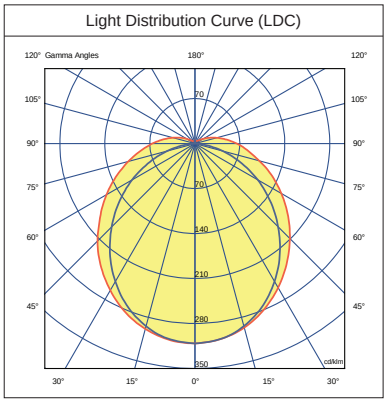

NUS430-R84

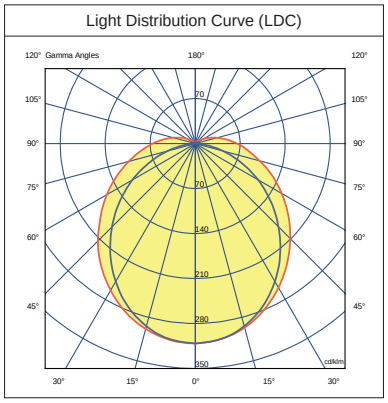

NUS435-R84

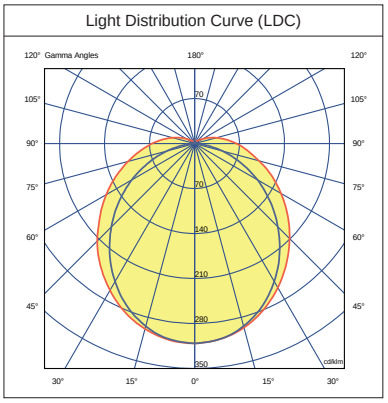

Dimensions

NUS215 / NUS220

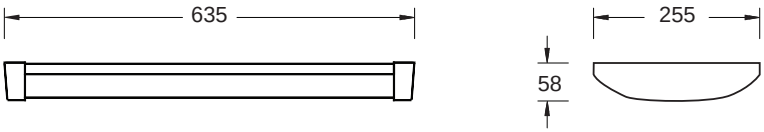

NUS420 / NUS425 / NUS430 / NUS435

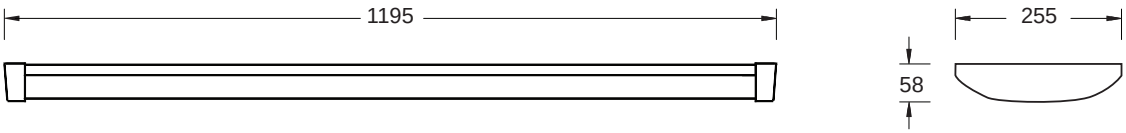

Cressida

Specialist Lighting / Cleanroom

Features

Front access for surface model
Front & rear access for recessed model
Powder coated white steel body, mounting frame and white internal reflector
Safety chains to retain access door
Fully sealed
Neoprene gaskets
Opalised lens
Sturdy crank brackets

Applications

Commercial interiors
Offices, corridors, foyers
Shopping centres, retail outlets
Hospitals, canteens
Auditoriums
Motels, hotels

Options

Lens panels: K12, K15, K19, Y5 & Opal

Standards

Manufactured under ISO 9001:2015 to standards
IEC/AS/NZS 60598.1
IEC/AS/NZS 60598.2.1
IEC/AS/NZS 60598.2.2
IEC/AS/NZS CISPR 15

Mounting Methods

Surface mounted

Recessed

CSF

CRF

CRR

IK10 IP65 INDOOR

Cressida

Specialist Lighting / Cleanroom

Specifications

Model	CSF435RBLxK	CSF440RBLxK	CRF435RBLxK	CRF440RBLxK	CRR435RBLxK	CRR440RBLxK
Mounting	Surface		Recessed - Front Access		Recessed - Rear Access	
Nominal Power (W)	35	40	35	40	35	40
Input Voltage	220 - 240 VAC 50 / 60 Hz					
Luminous Flux (lm)	4200	4800	4200	4800	4200	4800
Efficacy (lm/W)	120					
CRI	> 80					
Power Factor	> 0.90					
Colour Temp. (K)	3000 / 4000 / 6500					
LED Life L70B50 (hr)	50,000					
Ambient Temp. *ta* (°C)	35					
Weight (kg)	13.0		14.6		16.4	

"x" denotes CCT, 3 = 3000K ; 4 = 4000K ; 6 = 6500K

Lighting Data

CSF440RBL4K

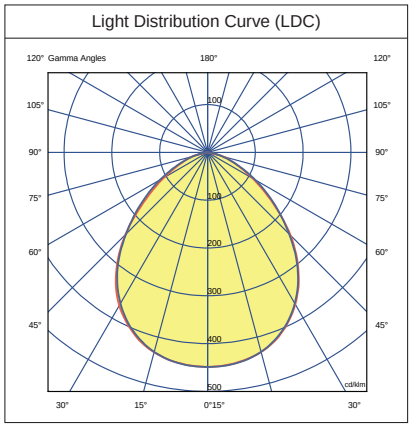

CRF435RBL4K

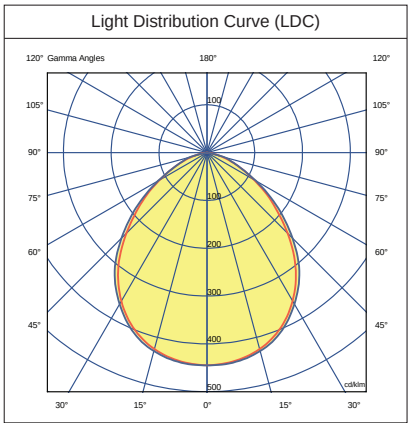

CRR435RBL4K

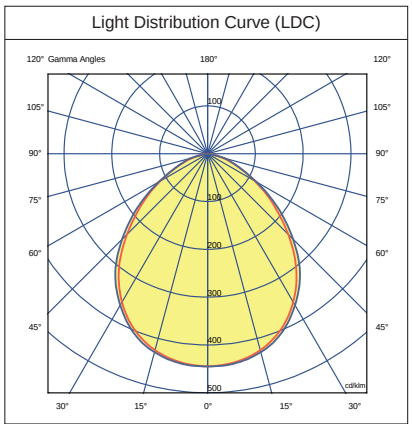

Cressida

Specialist Lighting / Cleanroom

Dimensions

CSF

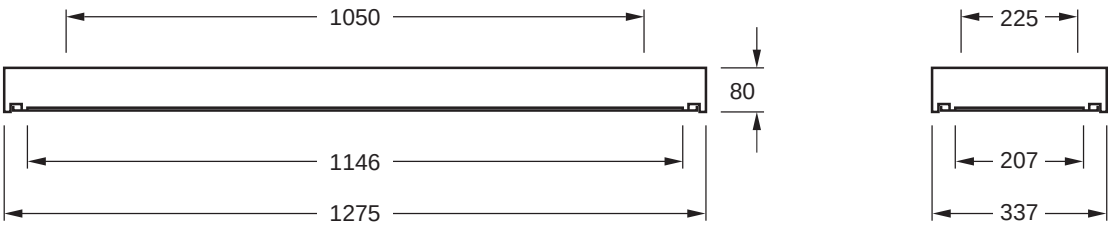

CRF

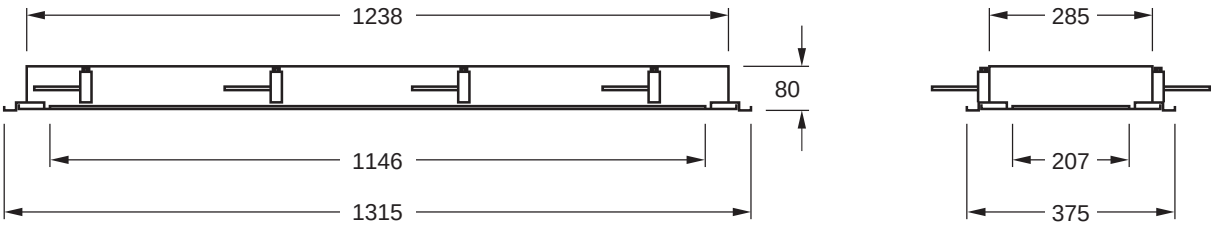

CRR

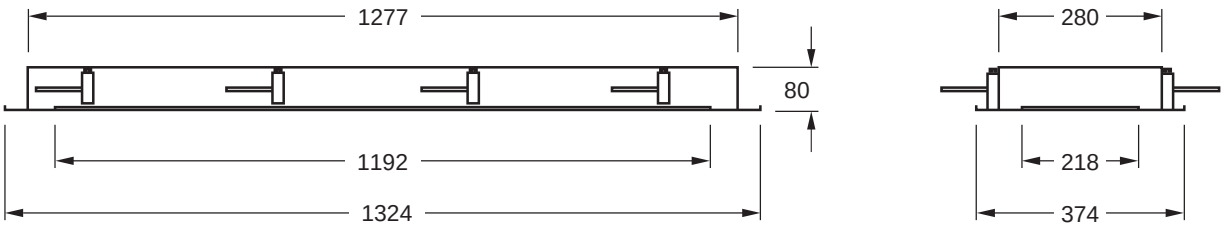

Cressida CRFM

Specialist Lighting / Cleanroom

Features

Clean screw-less magnetic cover
Advanced optical design to deliver optimum performance and glare control
Low glare microprism diffuser
Clear diffuser layer for easy cleaning
Tunable white options for Circadian lighting design
IP65 and IK08 rated
Solid and sturdy crank bracket install system



Applications

Industrial cleanroom
Laboratory
Hospital / Healthcare
Food preparation area

Options

DALI control
Tuneable white
Smart sensor control
Anti-microbial paint
COI compliant

Screw-less magnetic cover

Crank bracket system

Clean cover design

Standards

Manufactured under ISO 9001:2015 to standards
IEC/AS/NZS 60598.1
IEC/AS/NZS 60598.2.1
IEC/AS/NZS 60598.2.2
IEC/AS/NZS CISPR 15

Mounting Methods



Recessed

IP65 IK08 INDOOR SELV

Cressida CRFM

Specialist Lighting / Cleanroom

Product Code Key

Model	Size	Power	-	CRI & Colour Temp.	Body Colour	Dimming
CRFM	2 = 600 x 300mm	15 = 15W		R93 = CRI>90, 3000K	C07 = Anti-microbial white	D10 = DALI
		20 = 20W		R94 = CRI>90, 4000K		
		25 = 25W		R99 = CRI>90, Tunable White		
	W2 = 600 x 600mm	30 = 30W				
		40 = 40W				
		50 = 50W				
	4 = 1200 x 300mm	30 = 30W				
		40 = 40W				
		50 = 50W			omit code for standard white body	omit code for standard non-dim
		55 = 55W				

e.g. CRFM455-R94 = CRFM series 1200 x 300mm, 55W, CRI>90, 4000K

Specifications

Model	CRFM225-xyz	CRFMW250-xyz	CRFM440-xyz	CRFM455-xyz
Nominal Power (W)	25	50	40	55
Input Voltage	220 - 240 VAC 50 / 60 Hz			
Luminaire Flux (lm)	2625	5300	4320	5940
Luminaire Efficacy (lm/W)	105	106	108	108
CRI	> 90			
Power Factor	> 0.95			
Colour Temp. (K)	3000 / 4000			
SDCM	3			
Luminaire Rated Life (hrs)	50,000			
Operating Temp (°C)	-25 to +50			
Weight (kg)	10	13	18	18

"x" denotes CRI & CCT, R93 = CRI>90, 3000K ; R94 = CRI>90, 4000K ; R99 = CRI>90, Tunable White
"y" denotes Body Colour, C07 = Anti-microbial white (omit code for standard white)
"z" denotes Dimming, D10 = DALI (omit code for standard non-dimmable)
*Specifications shown for 4000K

Lighting Data

CRFM455-R94

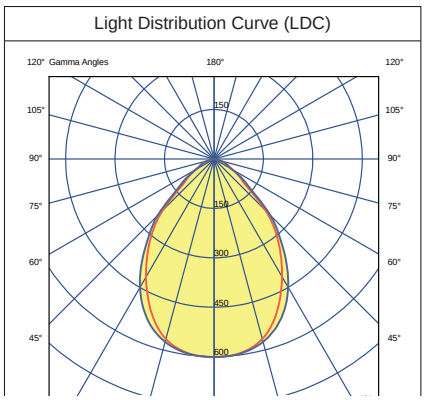

Accessories

Suction lifter*
Part number:
SU-B0001-00

* Suction tool required to open cover

Cressida CRFM

Specialist Lighting / Cleanroom

Dimensions

CRFM215 / CRFM220 / CRFM225

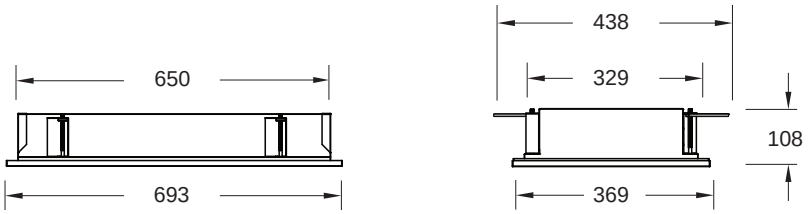

Cut out size: 652x330 mm

CRFMW230 / CRFMW240 / CRFMW250

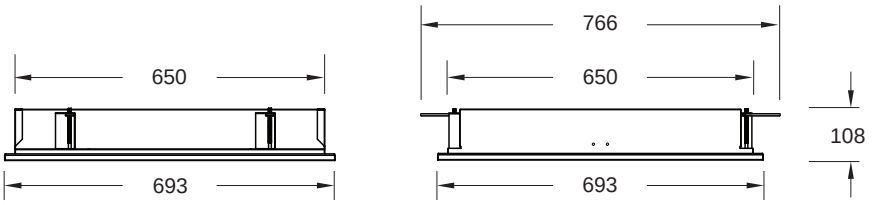

Cut out size: 652x652 mm

CRFM430 / CRFM440 / CRFM450 / CRFM455

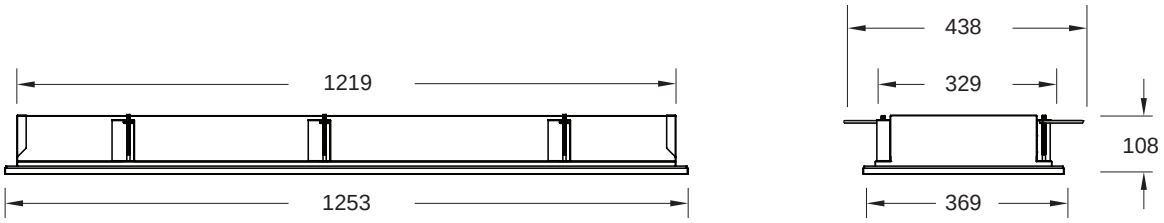

Cut out size: 1220x330 mm

Nordus

Specialist Lighting / Security

Features

High performance LED system
Heavy-gauge housings
Tamperproof screws
Enhanced performance enabling GreenStar and BCA compliant designs
Frame fitted with safety lanyards
Surface & recessed mounting
IP44 / IK10 rating
Anti-ligature design

Applications

Detention cells
Prison day-rooms and common areas
Psychiatric wards
Rehabilitation centres
Dormitories

Standards

Manufactured under ISO 9001:2015 to standards
IEC/AS/NZS 60598.1
IEC/AS/NZS 60598.2.1
IEC/AS/NZS 60598.2.2
IEC/AS/NZS CISPR 15

Mounting Methods

Surface mounted

Recessed

NOS

NOP

Nordus

Specialist Lighting / Security

Specifications

Model		NOSW290RPVxK	NOS424RPVxK / NOP424RPVxK	NOS434RPVxK / NOP434RPVxK	NOS446RPVxK / NOP446RPVxK	NOS455RPVxK / NOP455RPVxK
Nominal Power (W)		90	24	34	46	55
Input Voltage				240 VAC 50 / 60 Hz		
Luminaire Flux (lm)		12,800	2664	3768	5245	5950
Efficacy (lm/W)		142	111	111	114	107
CRI				> 80		
Power Factor				> 0.90		
Colour Temp. (K)				3000 / 4000		
Luminaire Rated Life (hrs)				50,000		
Ambient Temp. *ta* (°C)				45		
Nominal Size (mm)		675 x 675	1230 x 300	1230 x 300	1230 x 300	1230 x 300
Weight (kg)	NOS	15.70	15.70	15.70	15.70	15.70
	NOP	-	15.25	15.25	15.25	15.25

"x" denotes CCT, 3 = 3000K ; 4 = 4000K

Lighting Data

NOP424RPV4K

Light Distribution Curve (LDC)

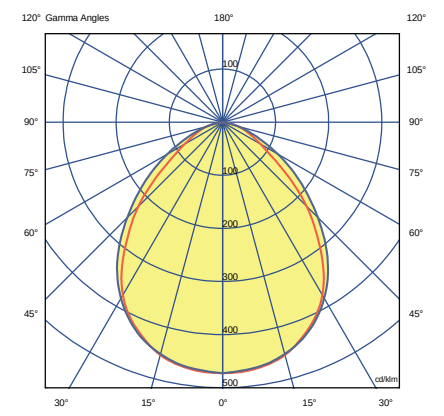

NOS

NOP

Nordus

Specialist Lighting / Security

Dimensions

NOSW

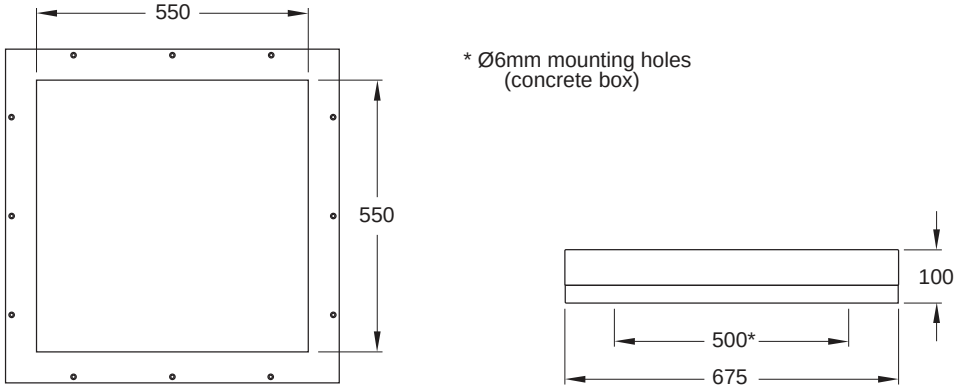

NOS

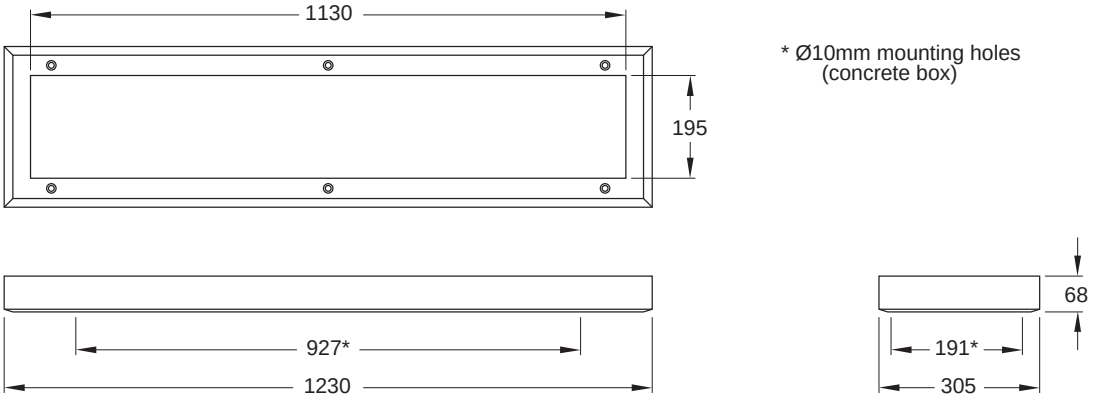

NOP

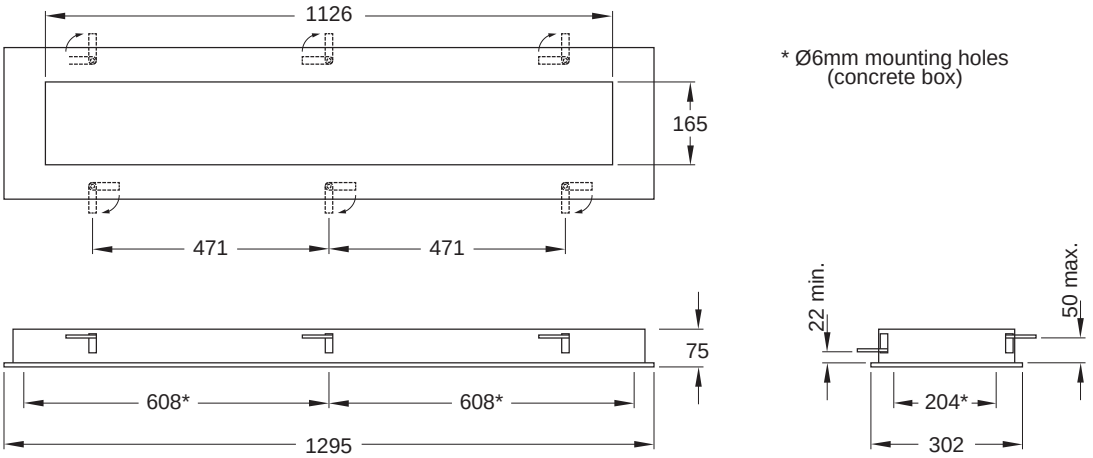

37
37

Rydal

Specialist Lighting / Reading Light

Features

Heavy duty steel construction
White powder coat finish
Low profile
Thick frosted polycarbonate diffuser
Various dimming protocol &
smart control available
Piezo single-impulse switch
Surface mounting
Quick and easy installation
IP40 / IK10 rating
Anti-ligature design



Applications

Prisons
Holding cells
Psychiatric / medical centres
Rehabilitation areas
Aged-care facilities

Standards

Manufactured under ISO 9001:2015 to standards
IEC/AS/NZS 60598.1
IEC/AS/NZS 60598.2.1
IEC/AS/NZS CISPR 15

Mounting Methods

Surface mounted

Rydal

Specialist Lighting / Reading Light

Specifications

Model	RL3376WxK01
Nominal Power (W)	7
Input Voltage	220 - 240 VAC 50 / 60 Hz
Luminous Flux (lm)	206
Efficacy (lm/W)	29
CRI	> 80
Power Factor	> 0.90
Colour Temp. (K)	3000 / 4000
LED Life L70B50 (hr)	> 50,000
Ambient Temp. *ta* (°C)	45
Weight (kg)	4.9

"x" denotes CCT, 3 = 3000K ; 4 = 4000K

Lighting Data

RL3376W3K01

Light Distribution Curve (LDC)

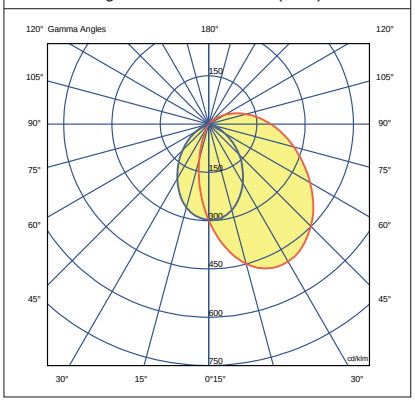

Dimensions

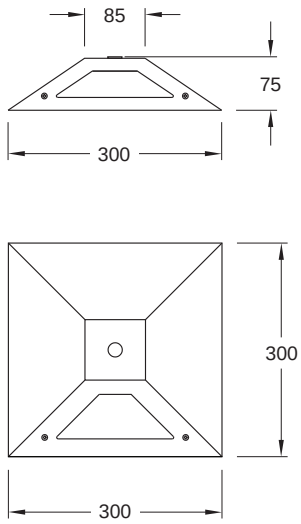

Excalibur

Interior Lighting / Linear Light

Features
Extruded aluminium body
Polycarbonate diffuser with glare control film
Die-cast end caps with anti-light-leakage design
Direct or direct / indirect light output options
CRI >90
Available in 3000K, 4000K or 5000K
2.5m flex and plug
DALI dimming as standard
Full mounting kit included

Applications
Office
Meeting rooms, reception areas
Educational
Conference
Retail outlets

Options
Mounting: Surface, recessed, wall or suspension
Finish: Silver anodised
Black / white powdercoat
Remote driver
High output model

Standards
IEC/AS/NZS 60598.1
IEC/AS/NZS 60598.2.1
IEC/AS/NZS 60598.2.2
IEC/AS/NZS CISPR 15

Mounting Methods

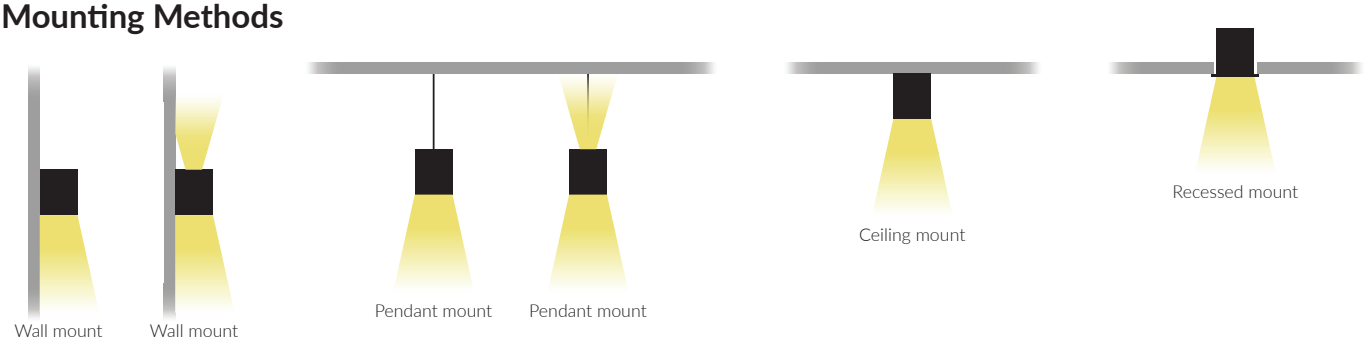

IP 22 INDOOR

Excalibur

Interior Lighting / Linear Light

Product Code Key

Model	Distribution	Power (W/m)	Body Colour	CCT	CRI	Driver	Mounting	Length (cm)
EX	D = Down only	18 = 18W	S = Silver anodised	3 = 3000K	9 = >90	D = DALI	C = Surface	E.g.
	U = Up / Down	25 = 25W	B = Black powdercoat	4 = 4000K			R = Recessed	480 = 4.8m
		38 = 38W	W = White powdercoat	5 = 5000K			W = Wall	800 = 8.0m
							S = Suspension	

E.g. EXD25S49DR150 = Excalibur down only 25W/m silver anodised body 4000K CRI >90 DALI recessed mount 1.5m

Specifications

Model	EXD18xx9Dyzzz	EXU18xx9Dyzzz	EXD25xx9Dyzzz	EXU25xx9Dyzzz	EXD38xx9Dyzzz	EXU38xx9Dyzzz
Light Distribution	down only	25% up / 75% down	down only	25% up / 75% down	down only	25% up / 75% down
Nominal Power (W/m)	18	18	25	25	38	38
Input Voltage	220 - 240 VAC 50 / 60 Hz					
Luminous Flux (lm/m)	1956	489 / 1467	2380	595 / 1785	3678	919 / 2758
Efficacy (lm/W)	91	91	82	82	85	85
CRI	≥ 90					
Power Factor	>0.90					
SDCM	3					
Colour Temp. (K)	3000 / 4000 / 5000					
LED Life L70B50 (hr)	50,000					
Operating Temp. (°C)	-20 to +45					
Weight (kg/m)	1.92					

Specifications shown for 4000K
"xx" denotes CCT and CRI; "y" denotes mounting style; "zzz" denotes length (see Product Code Key above)

Project Configuration Guide

Example 1:
4.8m run using standard lengths

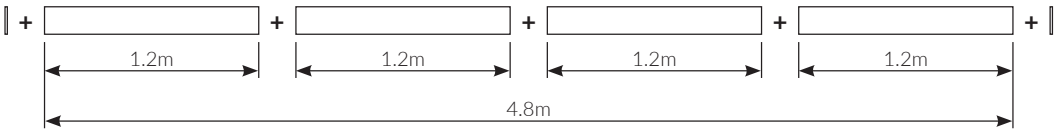

Example 2:
8.0m run using a combination of standard and custom lengths

Excalibur

Interior Lighting / Linear Light

Lighting Data

EXD25x49Dx120

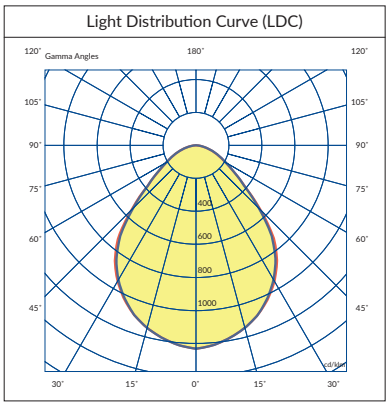

down only

EXU25x49Dx120

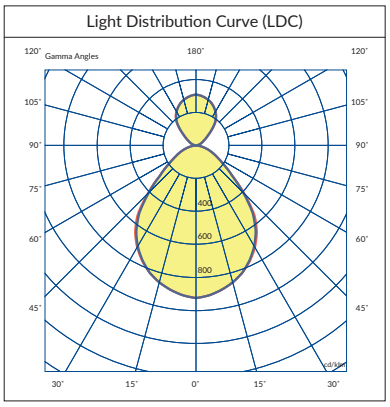

up / down

Dimensions

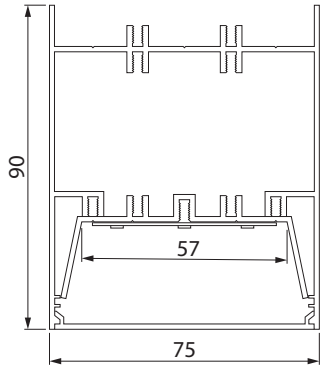

down only

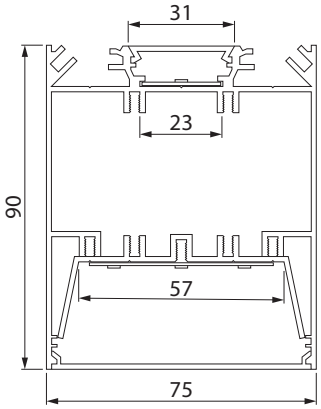

up / down

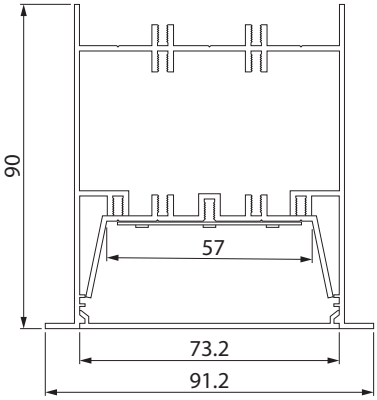

recessed

Plaster Frame

Accessories / Recessed Frame

Features

For converting surface mount and recessed T/Bar luminaires to recessed plaster luminaires
Flexibility in converting T-bar or universal fittings to plaster mounting
Provides a convenient point for ceiling access
Accepts a wide range of different models
Quick and easy to install



Applications

Any plaster or solid board installation:
Retail premises
Commercial interiors
Corridors, passageway
Transit areas

Dimensions

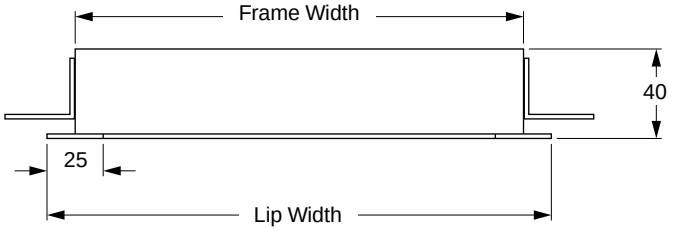

Model	Frame Length (mm)	Frame Width (mm)	Lip Length (mm)	Lip Width (mm)	Cutout Length (mm)	Cutout Width (mm)
PFN600	600	200	625	225	605	205
PFN1200	1200	200	1225	225	1205	205
PF600	600	300	625	325	605	305
PF1200	1200	300	1225	325	1205	305
PFM600	600	400	625	425	605	405
PFM1200	1200	400	1225	425	1205	405
PFW600	600	600	625	625	605	605
PFW1200	1200	600	1225	625	1205	605

Surface Box

Accessories / Surface Mounted Box

Features

For converting recessed luminaires to surface mounted
Accepts a wide range of different models where size can be customised
Quick and easy to install
Screwless end cap

Applications

Retail premises
Commercial interiors
Corridors, passageway
Transit areas

Dimensions

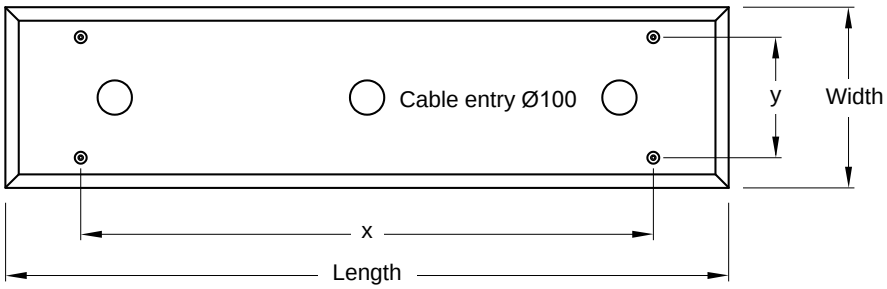

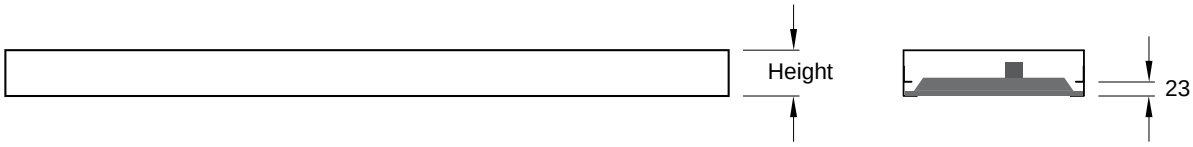

Model	Length (mm)	Width (mm)	x (mm)	y (mm)	Height (mm)
FBLSM2 / SK600	600	300	350	200	76
FBLSM4 / SK1200	1200	300	950	200	76
FBLWSM2 / SKW600	600	600	350	400	76
FBLWSM4 / SKW1200	1200	600	950	400	76

Air-Handling Frame

Accessories

Features

Steel construction
High quality white powedercoat finish
No visible fasteners
Rapid installation
2-slot and 4-slot models
Suit 400mm and 600mm wide grids
Accepts supply and/or return air in one body
3-year warranty

Applications

Offices
Lecture theatres, classrooms
Commercial interiors
Showrooms
Corridors

Dimensions

Model	AHF2050	AHF2150	**AHF4050** (AHFM50)	**AHF4150** (AHFW4150)
Slots	2	2	4	4
Dimensions	50mm x 595mm	150mm x 595mm	50mm x 1195mm	150mm x 1195mm
Suit Grid Size	400mm x 600mm	600mm x 600mm	400mm x 1200mm	600mm x 1200mm

AHF2050

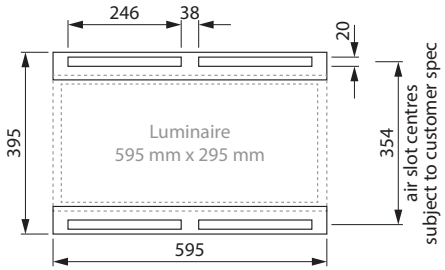

AHF4050 (AHFM50)

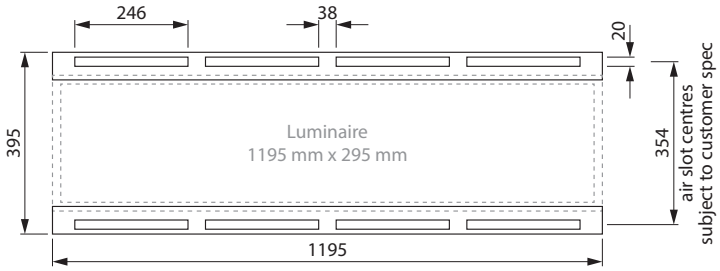

AHF2150

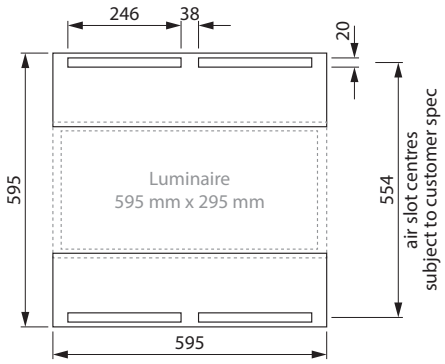

AHF4150 (AHFW4150)

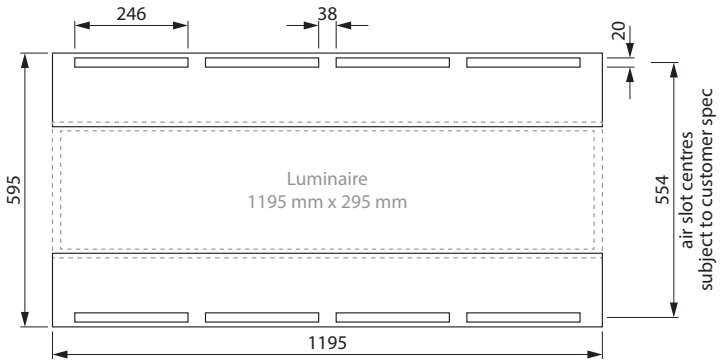

Suspension Kit

Accessories

Features

SUSKIT1 is a single-point surface fixing system which may be used in conjunction with SUSKIT2. Used as a stand-alone item, however, it will require the addition of a SUSWIRE; attachment to the luminaire shall be at the discretion of the installer.

SUSKIT2 is a Y-shaped twin-point fixing method for supporting a luminaire and is supplied complete with primary suspension wire. It may be used in conjunction with SUSKIT1 for attachment to a ceiling or suitable mounting surface, or by some other means determined by the installer.



Applications

Linear battens

Universal troffers

Exit fittings

The maximum load capacity of a SUSKIT2 system is determined by the number of Griplocks employed in the system. Each Griplock will support 15kg which means that, for example, if a standard 1200mm fluorescent fitting were suspended by two SUSKIT2s then that luminaire could weigh up to 30kg.

However, consideration must also be given to the method by which the SUSKIT2s themselves are suspended. Obviously, a system such as that described above would not be suitable to hang from a plaster ceiling, whereas from a concrete ceiling the load capacity could be exploited to the full.





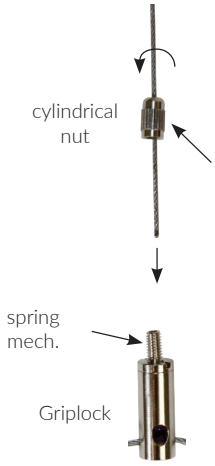

Exterior Lighting

Image supplied by Mt Buller

Wyplash - WPB

Exterior Lighting / Weatherproof

Features

4 adjustable power settings
Switchable colour temperature
Energy efficient IP65 and IK08 rated weatherproof fitting
Polycarbonate body and opalised diffuser
Stainless steel clips
Stainless steel mounting brackets
Emergency & Microwave sensor options available
Suitable for surface & suspension mounting

Applications

Corridors / walk ways
Factories
Warehouses
Car parks
Security areas

Options

Emergency (1200mm length only)
Microwave sensor

Standards

Manufactured under ISO 9001:2015 to standards
IEC/AS/NZS 60598.1
IEC/AS/NZS 60598.2.1
IEC/AS/NZS CISPR 15

Mounting Methods



Surface mounted

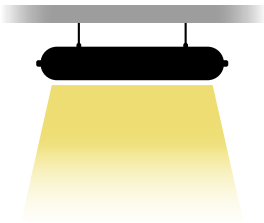

Suspension

Wyplash - WPB

Exterior Lighting / Weatherproof

Product Code Key

Model	Power (min-max)	Switchable CCT & Power	-	Emergency	Sensor	Emergency & Sensor
WPB	1020= 10W-20W 2040= 20W-40W	CTP CCT: 3000K+4000K+6500K Power: 10W-14W-17W-20W / 20W-28W-34W-40W		E1 = Maintained with 3hours Emergency + LiFePO4 + test switch	S26 = Microwave sensor (Motion, Daylight, ON/OFF)	E126 = Maintained + Microwave sensor (Motion, Daylight, ON/OFF)

e.g. WPB2040CTP-E126 = WPB series, switchable 20W-40W, 3000K-4000K-6500K, Maintained emergency with motion, daylight, ON/OFF sensor

Specifications

Model	WPB1020CTP-x				WPB2040CTP-x			
Length (mm)	600				1200			
Input Voltage	220 - 240 VAC 50 / 60 Hz							
Power Switchable (W)	10	14	17	20	20	28	34	40
Luminous Flux (lm)*	1300	1800	2100	2400	2600	3600	4200	4900
Efficacy (lm/W)*	130	128	124	120	130	128	124	123
CCT Switchable (K)	3000 + 4000 + 6500							
CRI	>80							
Power Factor	>0.90							
SDCM	<6							
Rated Life L70B50 (hrs)	50,000							
Operating Temp. (°C)	-20 ~ +40							
Weight (kg)	0.90				1.60			
Available Options (x)**	Sensor -S26				Emergency -E1 Sensor -S26 Emergency & Sensor -E126			

*Specifications shown for 4000K
**Omit code for standard model

Lighting Data

WPB2040CTP (4000K)

Light Distribution Curve (LDC)

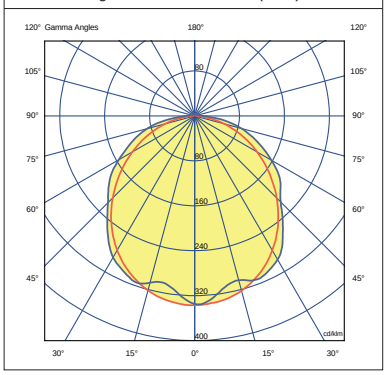

Dimensions

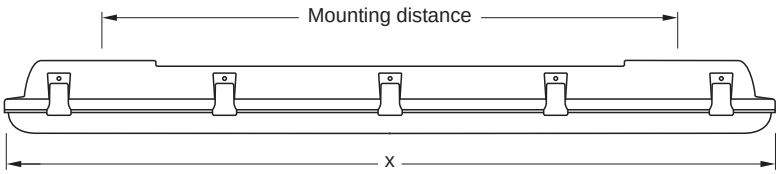

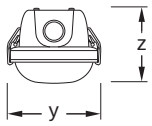

Model	x (mm)	y (mm)	z (mm)	Mounting distance (mm)
WPB1020CTP-x	600	96	83	340 ±30mm
WPB2040CTP-x	1200	96	83	840 ±30mm

WYPLASH WPUT

Exterior Lighting / Weatherproof

Features

Wide body IP65 rated Weatherproof Batten
Robust IK08 rated polycarbonate body and opal diffuser
Easy release stainless steel clip system
Available in 2ft and 4ft
50,000hrs (@L70) rated system
SELV compliant
Suitable for surface or pendant mount

Applications

Outdoor
Industrial
Car parks
Corridors and Stairwells
Public Amenities
Factories & warehouses

Options

Dali Dimming
Sensor with corridor function
Emergency

Standards

Manufactured under ISO 9001:2015 to standards
IEC/AS/NZS 60598.1
IEC/AS/NZS 60598.2.1
IEC/AS/NZS CISPR 15

Mounting Methods

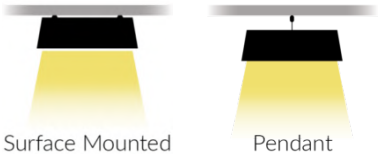

IP 65 IK08 OPTIONAL OPTIONAL OPTIONAL

INDOOR OUTDOOR SELV

WYPLASH WPUT

Exterior Lighting / Weatherproof

Specifications

Model	WPUT220-R85	WPUT420-R85	WPUT435-R85
Body Colour	Grey		
Nominal Power (W)	18	18	35
Input Voltage (V)	220-240		
Frequency (Hz)	50/60		
Luminaire Flux (lm)	2160	2160	4200
Luminaire Efficacy (lm/W)	120		
CRI (Ra)	>80		
Power Factor	>0.9		
CCT (K)	5000		
Beam Angle (°)	120		
Luminaire Rated Life (hr)	>50000 @ L70		
Operating Temp. (°C)	-20 to 35		
Weight (kg)	1.2	1.2	2.2

Product Code Key

Model	Nominal Length	Power (min-max)	-	CRI & Colour Temp.	Dimming	Emergency	Sensor	Emergency & Sensor
WPUT	**2** = 600mm **4** = 1200mm	**20** = 18W **35** = 35W		**R85** = CRI>80, 5000K **R84** = CRI>80, 4000K	**D14** = DALI2	**E01** = Maintained with 3hours Emergency + LiFePO4 + test switch	**S25** = Microwave sensor Motion, Daylight, Dimming, ON/OFF	**E1S25** = Maintained + Microwave sensor Motion, Daylight, Dimming, ON/OFF

Omit if not required
D14E01, D14S25 & D14E01S25 are not available

e.g. WPUT220-R85E1S25 = WPUT 600mm long, 20w, CRI>80, CCT5000K, Maintained emergency + sensor

Dimensions

WPUT220

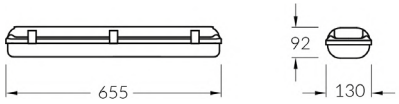

WPUT420 / WPUT435

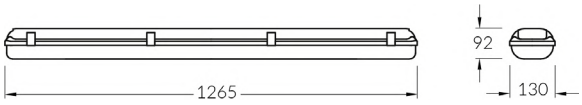

WYPLASH WPUT

Exterior Lighting / Weatherproof

Sensor Capabilities

Wyplash WPUT offers a corridor function sensor option, enabling for greater sensor capabilities to suit a wide range of applications and requirements.

1. On / Off Function (stand-by period set to "0s")

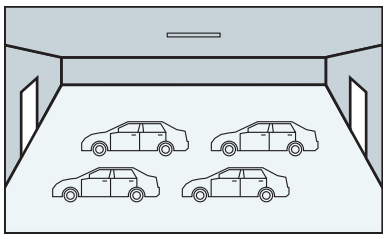

1 In sufficient ambient light, the luminaire will not be switched on even if motion is detected.

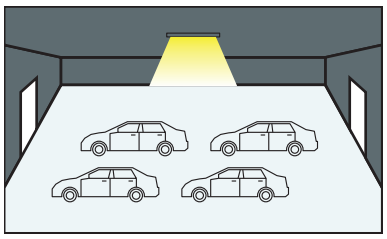

2 If ambient light is insufficient, the sensor switches on the luminaire when motion is detected.

3 After the elapsed Hold Time, the sensor switches off the luminaire if no further motion is detected.

2. 2-step Dimming Function (stand-by period set to "+∞")

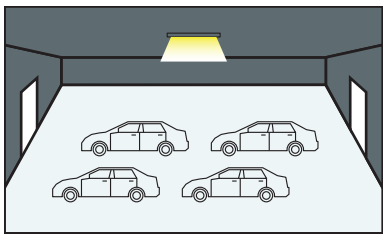

1 Even when no motion is detected, the luminaire will remain at a preset dimmed level.

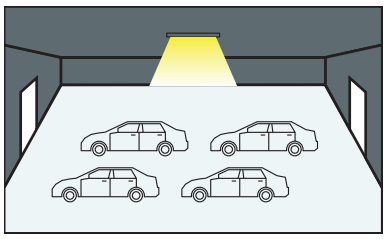

2 When motion is detected, the sensor will switch the luminaire to 100% brightness.

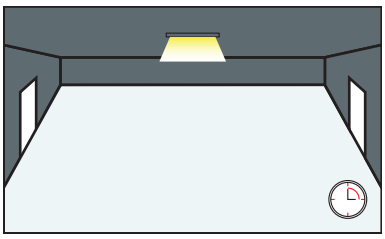

3 After the elapsed Hold Time, the sensor returns the luminaire to to the preset dimmed level if no durther motion is detected.

3. 3-step Dimming Function (stand-by period set to "10s/30s/1min/3min/5min/10min/20min/30min")

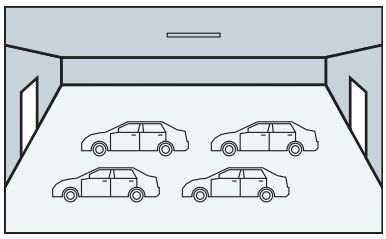

1 In sufficient ambient light, the luminaire will not be switched on even if motion is detected.

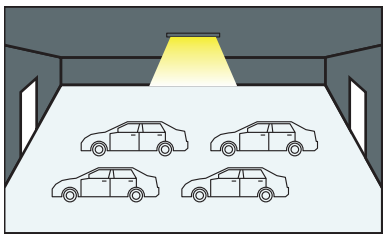

2 If ambient light is insufficient, the sensor switches on the luminaire when motion is detected.

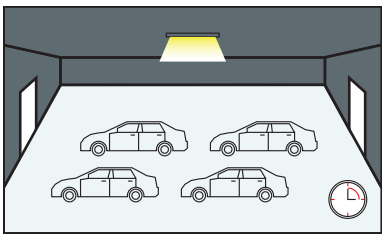

3 After the elapsed Hold Time, the sensor dims the luminaire to a low light level if no new motion is detected.

4 After the elapsed Standby Time, the sensor switches off the luminaire if no further motion is detected.

Ultimate Control

The ability to program the sensor using a remote control makes it quick and easy to set parameters post-install, as well as allowing for future edits to be made should application requierments change.

SW-R0208-00
(basic functions)

SW-R0210-00
(advanced functions)

WYNYARD

Exterior Lighting / Weatherproof

Features

Die-cast marine grade aluminium body
Frosted high impact polycarbonate diffuser
Security screws
One-piece gasket
Dual cable entry
L70 50,000 hrs (ta 40° C)
Energy efficient control gear
Non-dimming
IP66, IK10 rating

Applications

Prisons
Security areas
Subways
Railway stations
Undercover car parks

Options

Ceiling mount bracket
45° bracket
Single pipe-mount bracket kit
Universal bracket
Night Light
Emergency
Dali Dimmable

Standards

Manufactured under ISO 9001:2015 to standards
IEC/AS/NZS 60598.1
IEC/AS/NZS 60598.2.1
IEC/AS/NZS CISPR 15

Mounting

Surface mounted

WYNYARD

Exterior Lighting / Weatherproof

Specifications

Model	WYN220	WYN445	WYNS220	WYNS435
Nominal Power (W)	24	46	24	35
Input Voltage	90 – 240 VAC 50 / 60 Hz			
Luminaire Flux (lm)*	2426	5514	2313	4073
Luminaire Efficacy (lm/W)*	124	121	120	116
Colour Temp. (K)	3000 / 4000 / 6500			
CRI	>80			
Power Factor	>0.95			
Luminaire Rated Life (hrs)	50,000			
Operating Temp. (°C)	-25 ~ +40			
Weight (kg)	3.2	5.0	3.0	5.0

"x" denotes CRI & CCT, R83 = CRI>80, 3000K ; R84 = CRI>80, 4000K ; R87 = CRI>80, 6500K
*Specifications shown for 4000K

Lighting Data

WYN220-M15R84

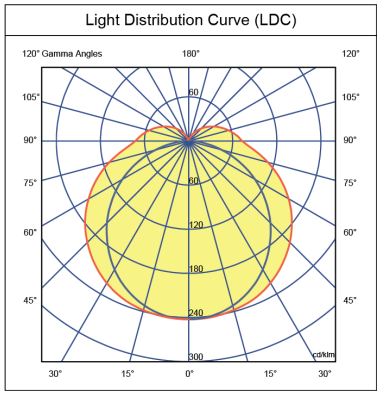

WYNS220-M15R84

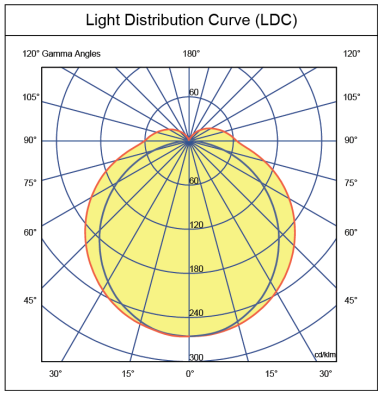

Dimensions (mm)

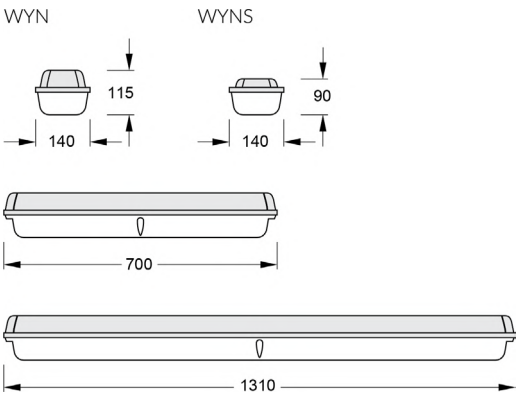

TuffLED

Exterior Lighting / Weatherproof



Features

UV stabilized polycarbonate body
UV stabilized impact resistant PC opal diffuser
Vandal resistant
Insect proof
One piece moulded expanded polyurethane gasket
Direct surface mounting
White powdercoated metal gear tray

Applications

Garages, carports
Tool sheds
Boat sheds
Pergolas
Salt air environment

Options

Fused terminal blocks
CCT: 3000K / 4000K / 6500K fixed
3000K + 4000K + 5000K switchable

Standards

Manufactured under ISO 9001:2015 to standards
IEC/AS/NZS 60598.1
IEC/AS/NZS 60598.2.1
IEC/AS/NZS CISPR 15

Mounting Methods



Surface mounted

IK08 IP54 INDOOR OUTDOOR

TuffLED

Exterior Lighting / Weatherproof

Specifications - fixed CCT

Model	TLO210RBLxK	TLO220RBLxK
Nominal Power (W)	10	20
Input Voltage	220 - 240 VAC 50 / 60 Hz	
Luminous Flux (lm)	560	1050
Efficacy (lm/W)	56	53
CRI	> 80	
Power Factor	> 0.90	
Colour Temp. (K)	3000 / 4000 / 6500	
Rated Life L70B50 (hr)	50,000	
Ambient Temp. *ta* (°C)	35	
Weight (kg)	1.26	

"x" denotes CCT, 3 = 3000K ; 4 = 4000K ; 6 = 6500K
Specifications shown for 4000K

Specifications - switchable CCT

Model	TLO220CT		
Nominal Power (W)	20		
Input Voltage	220 - 240 VAC 50 / 60 Hz		
Luminous Flux (lm)	1053	1179	1119
Efficacy (lm/W)	60	69	63
CCT Switchable (K)	3000	4000	5000
CRI	> 80		
Power Factor	0.90		
Rated Life L70B50 (hr)	30,000		
Ambient Temp. *ta* (°C)	35		
Weight (kg)	1.26		

Dimensions

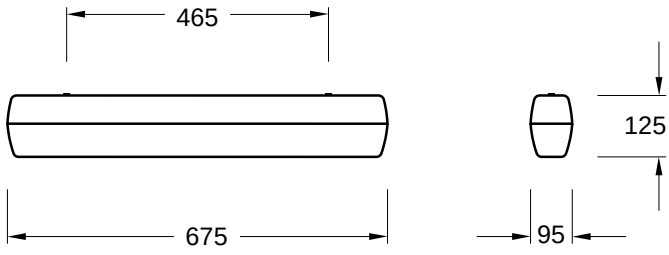

Botha

Exterior Lighting / Bulkhead

Features

Die-cast aluminium base
Fire-retardant UV stabilised PC diffuser
Philips LUXEON LED light source
PC lanyard to retain LED board
High performance 50,000 hr LEDs
Mounting kit supplied

Applications

Covered car park
Veranda
Walkways & entrance areas
Schools
Offices

Options

Corridor function sensor
Emergency

Standards

Manufactured under ISO 9001:2015 to standards
IEC/AS/NZS 60598.1
IEC/AS/NZS 60598.2.1
IEC/AS/NZS CISPR 15

Mounting Methods

Surface mounted

IK10 IP65 INDOOR OUTDOOR

Botha

Exterior Lighting / Bulkhead

Specifications

Model	BHR25WxK	BHS25WxK
Nominal Power (W)	25	25
Input Voltage	220 - 240 VAC 50 / 60 Hz	
Luminaire Flux (lm)	2949	3133
Luminaire Efficacy (lm/W)	131	135
CRI	≥ 80	
Power Factor	> 0.90	
SDCM	≤ 5	
Colour Temp. (K)	3000 / 4000 / 6500	
Luminaire Rated Life (hrs)	> 50,000	
Ambient Temp. *ta* (°C)	35	
Weight (kg)	2.0	2.3

"x" denotes CCT, 3 = 3000K ; 4 = 4000K ; 6 = 6500K
Specifications shown for 4000K

Lighting Data

BHR25W4K

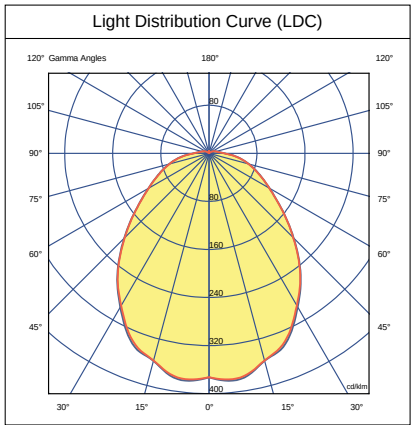

BHS25W4K

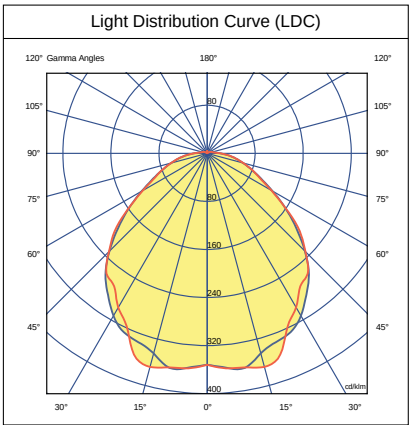

Dimensions

BHR

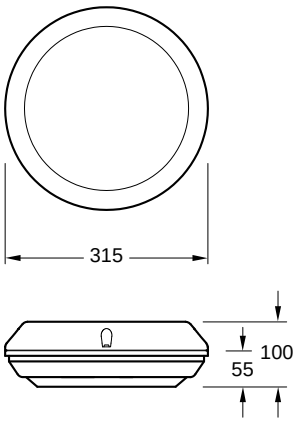

BHS

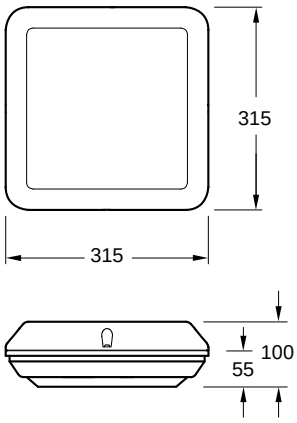

Model Number

Model	Description
BHR25W4K	Standard
BHR25W4KEM	Emergency
BHR25W4K-S25	Motion sensor
BHR25W4KEM-S25	Emergency + motion sensor

Model	Description
BHS25W4K	Standard
BHS25W4KEM	Emergency
BHS25W4K-S25	Motion sensor
BHS25W4KEM-S25	Emergency + motion sensor

Calypso G2

Architectural Lighting / Bulkhead

Features

Ø265mm 12W and Ø360mm 16W models
Die-cast aluminium body
UV stable opalised PC diffuser available in open or eyelid style
Stainless steel screws
One-piece silicon gasket
Additional knockouts for through-wiring
High performance 50,000 hrs LED
Emergency and motion sensor models

Applications

Domestic / Commercial building exteriors
Gardens / Landscape dividers
Poolside areas
Walkways
Entrance areas

Options

CCT 3000K / 4000K / 6000K
Open or eyelid facia
Black or grey finish

Standards

Manufactured under ISO 9001:2015 to standards
IEC/AS/NZS 60598.1
IEC/AS/NZS 60598.2.1
IEC/AS/NZS CISPR 15

Mounting Methods



Wall mount

IK10 IP65 OUTDOOR

Calypso G2

Architectural Lighting / Bulkhead

Product Code Key

Model	Diameter	Power	Colour	Facia	Generation	Colout Temp.
CY	S = 265 mm	12 = 12W	B = Black	A = Plain	G2	3K = 3000K
	L = 360 mm	16 = 16W	G = Grey	E = Eyelid		4K = 4000K
						6K = 6000K

e.g. CYS12BEG24K = 265mm 12W Black Eyelid 4000K

Specifications

Model	CYS12BAG2xK	CYS12BEG2xK	CYL16BAG2xK	CYL16BEG2xK
Diameter (mm)	Ø 265		Ø 360	
Nominal Power (W)	12		16	
Input Voltage	220 - 240 VAC 50 / 60 Hz			
Luminaire Flux (lm)	1066	833	1338	1026
Luminaire Efficacy (lm/W)	91	70	94	72
CRI	> 80			
Power Factor	> 0.90			
Colour Temp. (K)	3000 / 4000 / 6000			
SDCM	< 6			
Luminaire Rated Life (hrs)	50,000			
Ambient Temp. *ta* (°C)	40			
Weight (kg)	1.3		2.6	

"x" denotes CCT, 3 = 3000K ; 4 = 4000K ; 6 = 6000K
*Specifications shown for 4000K

Dimensions

CYS

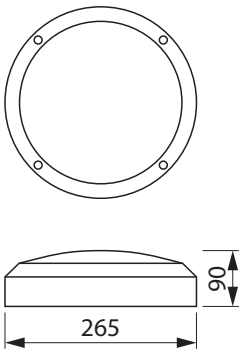

CYL

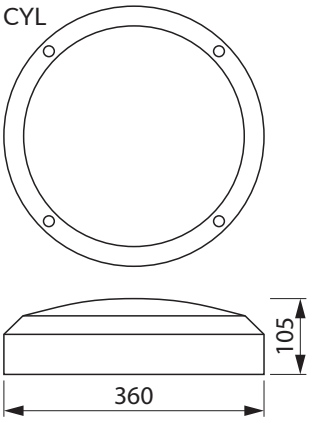

Model Number

Model	Diameter	Description
CYS12BAG24K	Ø265 mm	Standard
CYS12BAG24KS25		Motion sensor
CYL16BAG24K	Ø360 mm	Standard
CYL16BAG24KEM		Emergency
CYL16BAG24KS25		Motion sensor
CYL16BAG24KEMS25		Emergency + motion sensor

Bathurst BUR

Exterior Lighting / Surface Wall Light

Features

Round up and down light wall light
Modern and minimalist design
Suitable for outdoor applications
IP65 rated
Robust aluminium die-cast body with IK06 impact rating
UV / corrosion-resistant powder-coated finish
Superior uniform illumination designed to enhance urban spaces with beautiful visual appearance

Applications

Commercial exteriors
Walkways and entrance areas
Building perimeters
Hotels, motels, apartments

Options

Available in white or black
Available in various beam angle

Standards

IEC/AS/NZS 60598.1
IEC 60598-2-1
IEC/AS/NZS CISPR 15

Mounting

Wall Mounted

IP65 IK06 OUTDOOR

Bathurst BUR

Exterior Lighting / Surface Wall Light

Specifications

Model	BURD10-xyz	BURD20-xyz	BURD30-xyz
Nominal Power (W)	10	20	30
Input Voltage (V)	220-240		
CRI (Ra)	> 80		
CCT (K)	3000/4000		
Frequency (Hz)	50/60		
Luminaire Flux (lm)	700	2000	2800
Luminaire Efficacy (lm/W)	70	100	100
Luminaire Rated Life (hr)	>50,000 @ L70		
Operating Temp. (°C)	-20 to +40		
Beam Angle (°)	15/24/36/60		
IP Rating	IP65		
Power Factor	> 0.90		
SDCM	< 6		
Body Colour	White / Black		
Weight (kg)	0.6	0.9	1.2

"x" denotes CRI & CCT, R83 = CRI>80, 3000K ; R84 = CRI>80, 4000K
"y" denotes Beam Angle, B15 = 15° ; B24 = 24° ; B36 = 36° ; B60 = 60°
"z" denotes Body Colour , C01 = White ; C03 = Black
*Specifications shown for 4000K

Lighting Data

BURD10-xyz

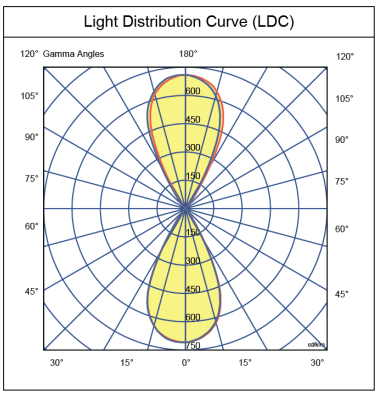

BURD20-xyz

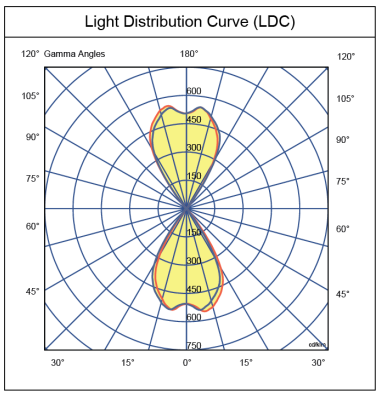

Bathurst BUR

Exterior Lighting / Surface Wall Light

BURD30-xyz

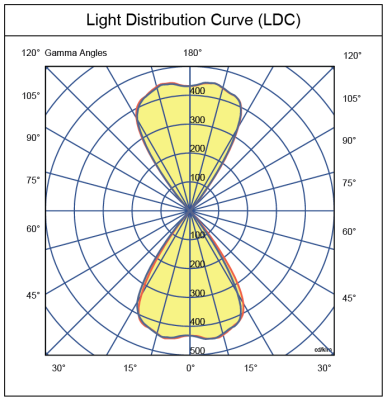

Dimensions (mm)

BURD10

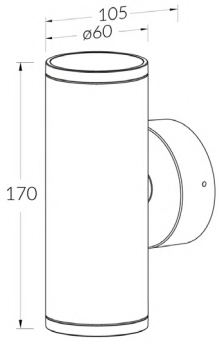

BURD20

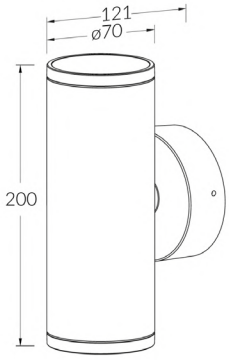

BURD30

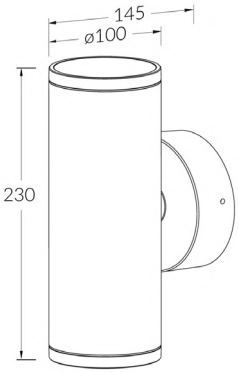

Bathurst BUE

Exterior Lighting / Surface Wall Light

Features

Rectangular up and down light wall light
Modern and minimalist design
Suitable for outdoor applications
IP65 rated
Robust aluminium die-cast body with IK06 impact rating
UV / corrosion-resistant powder-coated finish
Adjustable beam angle
Superior uniform illumination designed to enhance urban spaces with beautiful visual appearance

Applications

Commercial exteriors
Walkways and entrance areas
Building perimeters
Hotels, motels, apartments

Standards

IEC/AS/NZS 60598.1
IEC 60598-2-1
IEC/AS/NZS CISPR 15

Mounting

Wall Mounted



Bathurst BUE

Exterior Lighting / Surface Wall Light

Specifications

Model	BUED10-x	BUED20-x
Nominal Power (W)	10	20
Input Voltage (V)	220-240	
CRI (Ra)	> 80	
CCT (K)	3000/4000/5000	
Frequency (Hz)	50/60	
Luminaire Flux (lm)	750	1150
Luminaire Efficacy (lm/W)	75	65
Luminaire Rated Life (hr)	> 50,000 @ L70	
Operating Temp. (°C)	-20 to +45	
IP Rating	IP65	
IK Rating	IK06	
Power Factor	> 0.90	
SDCM	< 6	
Body Colour	Black	
Weight (kg)	0.6	1.1

"x" denotes CRI & CCT, R83 = CRI>80, 3000K ; R84 = CRI>80, 4000K ; R85 = CRI>80, 5000K
*Specifications shown for 4000K

Dimensions (mm)

BUED10

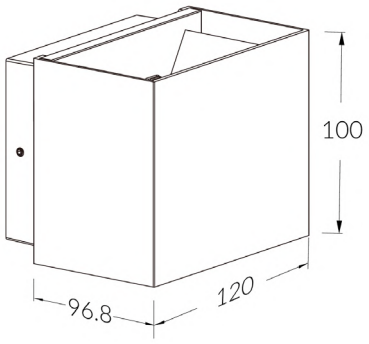

BUED20

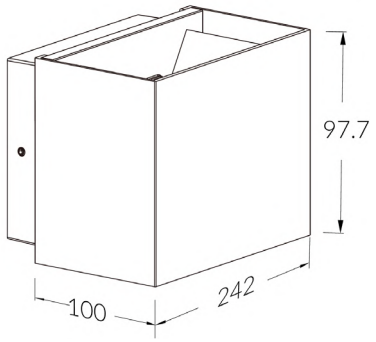

Bathurst

Exterior Lighting / Wall Light

Features
Extruded aluminium body
UV / corrosion-resistant black powdercoat finish
Stainless steel hardware
Fire-resistant silicon gasket
8mm toughened glass diffuser
Integrated electronic control gear

Applications
Pool areas
Gardens, parks
Hotels, motels
Apartment complexes
Landscaping projects

Options
Multiple CCT and CRI combinations
White powdercoat finish
Multiple beam angles

Standards
Manufactured under ISO 9001:2015 to standards
IEC/AS/NZS 60598.1
IEC/AS/NZS 60598.2.1
IEC/AS/NZS CISPR 15

Mounting Methods

Wall mount
(up/down)

Wall mount
(down only)

IP 65 OUTDOOR

Bathurst

Exterior Lighting / Wall Light

Product Code Key

Model	Profile	Power	CCT	Colour	Dia. / Width	Height	Beam Angle
DD = down only	R = Round	6W = 1 x 6W	3K = 3000K; CRI 80	1 = White	08 = 80mm	10 = 100mm	B1 = 12°
UD = up / down		8W = 2 x 4W	4K = 4000K; CRI 80	3 = Black	10 = 100mm	15 = 150mm	B2 = 24°
		15W = 1 x 15W	5K = 5000K; CRI 80		15 = 150mm	20 = 200mm	B3 = 36°
		16W = 2 x 8W	39 = 3000K; CRI 95		20 = 200mm	30 = 300mm	B6 = 60°
		20W = 1 x 20W	49 = 4000K; CRI 95			40 = 400mm	
		30W = 1 x 30W	59 = 5000K; CRI 95				
		30W = 2 x 15W					
		40W = 2 x 20W					
		60W = 1 x 60W					
		60W = 2 x 30W					
		100W = 2 x 50W					

E.g. UDR30W4K31520B3 = up / down wall light 2 x 15W 4000K CRI 80 black Ø150mm x 200mm 36°

Specifications

Ø80mm Housing

		12°		24°		36°		60°	
Power (W)	Lamp Configuration	Luminous Flux (lm)	Efficacy (lm/W)	Luminous Flux (lm)	Efficacy (lm/W)	Luminous Flux (lm)	Efficacy (lm/W)	Luminous Flux (lm)	Efficacy (lm/W)
6	1 x 6W	483	80	451	75	434	72	417	69
8	2 x 4W	629	78	606	76	579	72	556	69
16	2 x 8W	1232	77	1170	73	1136	71	1102	69

All models 100 - 240 VAC 50/60 Hz

Ø100mm Housing

		12°		24°		36°		60°	
Power (W)	Lamp Configuration	Luminous Flux (lm)	Efficacy (lm/W)	Luminous Flux (lm)	Efficacy (lm/W)	Luminous Flux (lm)	Efficacy (lm/W)	Luminous Flux (lm)	Efficacy (lm/W)
6	1 x 6W	483	80	451	75	434	72	417	69
15	1 x 15W	1232	82	1185	79	1142	76	1128	75
8	2 x 4W	629	78	606	76	579	72	556	69
16	2 x 8W	1232	77	1170	73	1136	71	1102	69

All models 100 - 240 VAC 50/60 Hz

Ø150mm Housing

		12°		24°		36°		60°	
Power (W)	Lamp Configuration	Luminous Flux (lm)	Efficacy (lm/W)	Luminous Flux (lm)	Efficacy (lm/W)	Luminous Flux (lm)	Efficacy (lm/W)	Luminous Flux (lm)	Efficacy (lm/W)
15	1 x 15W	-	-	1319	88	1299	87	1279	85
20	1 x 20W	-	-	1758	88	1732	87	1705	85
30	1 x 30W	-	-	2638	88	2598	87	2558	85
30	2 x 15W	-	-	2632	88	2592	87	2552	85
40	2 x 20W	-	-	3509	88	3456	86	3402	85
60	2 x 30W	-	-	5264	88	5184	86	5104	85

All models 100 - 240 VAC 50/60 Hz

Bathurst

Exterior Lighting / Wall Light

Ø200mm Housing

		12°		24°		36°		60°	
Power (W)	Lamp Configuration	Luminous Flux (lm)	Efficacy (lm/W)	Luminous Flux (lm)	Efficacy (lm/W)	Luminous Flux (lm)	Efficacy (lm/W)	Luminous Flux (lm)	Efficacy (lm/W)
20	1 x 20W	-	-	2372	118	2254	113	2196	110
30	1 x 30W	-	-	3476	116	3374	112	3294	110
60	1 x 60W	-	-	6933	115	6888	115	6370	106
40	2 x 20W	-	-	4622	115	4459	111	4247	106
60	2 x 30W	-	-	6900	115	6688	111	6370	106
100	2 x 50W	-	-	11555	115	11147	111	10617	106

All models 100 - 240 VAC 50/60 Hz

Lighting Data

DDR40W3K31520B3

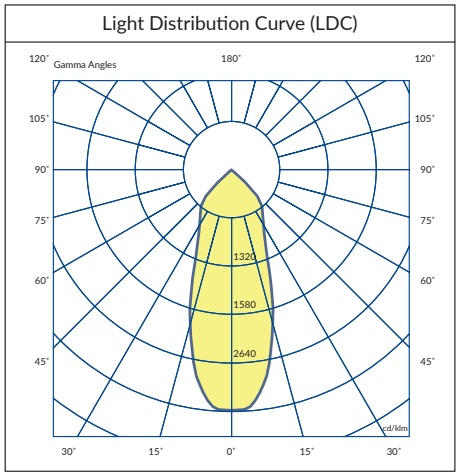

DDR40W3K31520B6

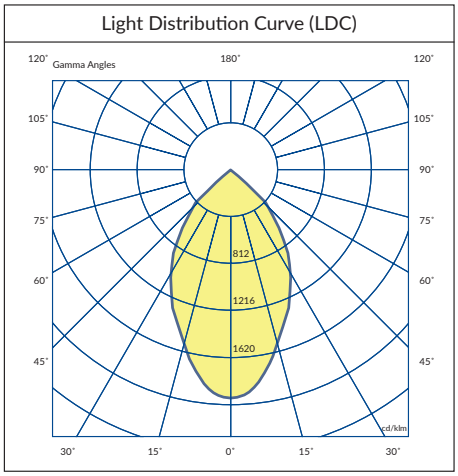



Bathurst

Exterior Lighting / Wall Light

Dimensions

Wall Mount - Round

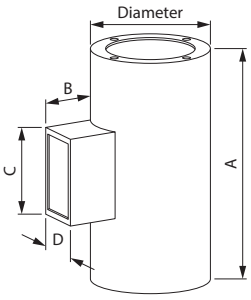

	Diameter			
	80mm	100mm	150mm	200mm
A	150 200	100 150 200	150 200 300	200 300 400
B	50	50	70	70
C	100	100	150	150
D	60	60	90	90

	Diameter							
	Downward Distribution				Up / Down Distribution			
Height	80mm	100mm	150mm	200mm	80mm	100mm	150mm	200mm
100	-	1 x 6W	-	-	-	2 x 4W	-	-
150	1 x 6W 1 x 15W	1 x 6W 1 x 15W	1 x 15W 1 x 20W 1 x 30W	-	2 x 4W 2 x 8W	2 x 4W 2 x 8W	2 x 15W 2 x 20W	-
200	1 x 6W 1 x 15W	1 x 6W 1 x 15W	1 x 15W 1 x 20W 1 x 30W	1 x 20W 1 x 30W 1 x 60W	2 x 4W 2 x 8W	2 x 4W 2 x 8W	2 x 15W 2 x 20W 2 x 30W	2 x 20W 2 x 30W 2 x 50W
300	-	-	1 x 15W 1 x 20W 1 x 30W	1 x 20W 1 x 30W 1 x 60W	-	-	2 x 15W 2 x 20W 2 x 30W	2 x 20W 2 x 30W 2 x 50W
400	-	-	-	1 x 20W 1 x 30W 1 x 60W	-	-	-	2 x 20W 2 x 30W 2 x 50W

Larissa

Exterior Lighting / Wall Light

Features

Die-cast aluminium body (black)
UV stabilised, flame-retardant PC lens (opalised)
Stainless steel screws
One-piece silicon gasket
20mm conduit gland
Anti-vandal screw option
IP65 / IK08 rated

Applications

Commercial exteriors
Car parks
Walkways and entrance areas
Motels, hotels
Transit areas

Standards

Manufactured under ISO 9001:2015 to standards
IEC/AS/NZS 60598.1
IEC/AS/NZS 60598.2.1
IEC/AS/NZS CISPR 15

Mounting Methods



Lighting Data

LA30G24K

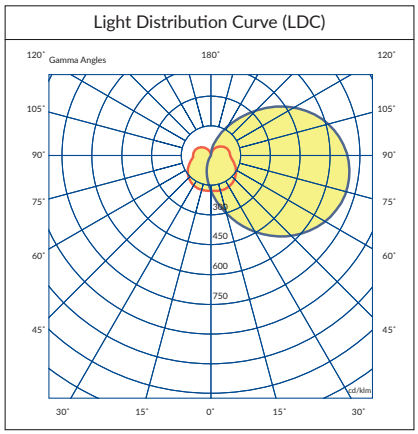

Dimensions

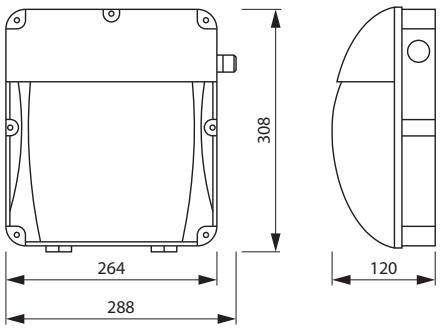

NO PARK
LOADING

Gedda

Exterior Lighting / Wall Pack

Features

Heavy-duty die-cast aluminium housing
Corrosion-resistant black polyester coating
Individual transient voltage suppressors for each LED module
UV-resistant LED optics
High ingress protection (IP65)
IK10 impact rating
Quality built for outstanding reliability
Superior thermal management
Black finish as standard

Applications

Building exterior and surrounds
Factories
Warehouses
Carpark entry
Shopping centres
Residential blocks

Standards

Manufactured under ISO 9001:2015 to standards
IEC/AS/NZS 60598.1
IEC/AS/NZS 60598.2.1
IEC/AS/NZS CISPR 15

Mounting Methods



Wall mount

Gedda

Exterior Lighting / Wall Pack

Product Code Key

Model	Power	Colour Temp.	Body Colour	Lens Type
GDA	30W = 30W	3 = 3000K	C01 = White	Z01 = Type III Long
	60W = 60W	4 = 4000K	C02 = Grey	Z02 = Type IV Medium
		5 = 5000K	(omit code for Black)	

e.g. GDA60W4KZ01 = 60W 4000K in Black with Type III Long lens

Specifications

Model	GDA30WxKyz	GDA60WxKyz
Nominal Power (W)	30	60
Input Voltage	220 - 240 VAC 50 / 60 Hz	
Luminous Flux (lm)	3,400	6,900
Efficacy (lm/W)	113	115
CRI	≥ 70	
Power Factor	> 0.95	
Colour Temp. (K)	3000 / 4000 / 5000	
Beam Angle (°)	100	
LED Life L70B50 (hr)	> 60,000	
Ambient Temp. *ta* (°C)	40	
Weight (kg)	5.00	5.34

"x" denotes CCT, 3 = 3000K ; 4 = 4000K ; 5 = 5000K
"y" denotes colour, C01 = White (available on request) ; C02 = Grey (available on request)
"z" denotes lens type, Z01 = Type III Long ; Z02 = Type IV Medium
Dimming and sensor options available

Lighting Data

GDA60W5KZ02

Light Distribution Curve (LDC)

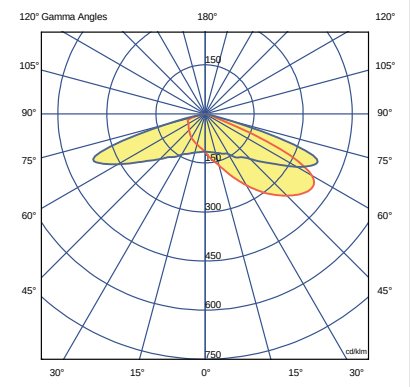

Dimensions

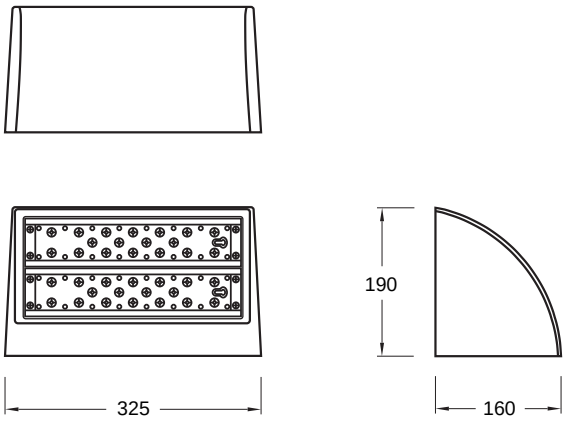

WARELL WLR

Exterior Lighting / Recessed Wall Light

Features

Recessed wall light available in round, square and rectangular shape
Indirect system to deliver low glare lighting
Range of size and output options
Aluminum housing provides a great thermal management
IP65 & IK08 protection for outdoor application
Loop in and out wire design

Applications

Residential complex surrounds
Commercial exteriors
Carparks
Walkways
Building entrance
Motels, hotels

Standards

Manufactured under ISO 9001:2015 to standards
IES/AS/NZS 60598.1
IEC/AS/NZS 60598.2.1
IEC/AS/NZS CISPR 15

Mounting

Recessed

IP65 IK08 OUTDOOR

WARELL WLR

Exterior Lighting / Recessed Wall Light

Specifications

Model	WLR5R-x	WLR8R-x	WLR5S-x	WLR8S-x	WLR5E-x	WLR10E-x
Shape	Round		Square		Rectangle	
Nominal Power (W)	5	8	5	8	5	10
Input Voltage (V)	220-240					
CRI (Ra)	>80					
CCT (K)	3000/4000/5000					
Frequency (Hz)	50/60					
Luminaire Flux (lm)	170	320	170	320	170	450
Luminaire Efficacy (lm/W)	34	40	34	40	34	45
Luminaire Rated Life (hr)	50,000					
Operating Temp. (°C)	-20 to +45					
IP Rating	IP65					
IK Rating	IK08					
Power Factor	>0.90					
SDCM	<6					
Weight (kg)	0.6	0.92	1.18	1.18	2.2	2.8

"x" denotes CRI & CCT, R83 = CRI>80, 3000K ; R84 = CRI>80, 4000K ; R85 = CRI>80, 5000K
*Specifications shown for 4000K

Lighting Data

WLR5R / WLR8R / WLR10E-R84

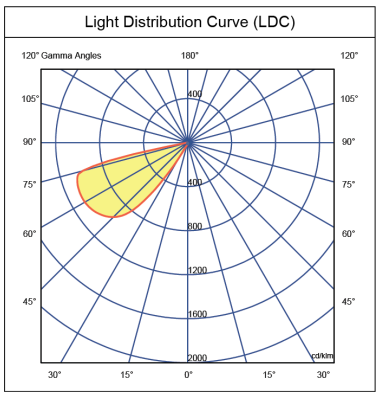

WLR5S / WLR8S / WLR5E-R84

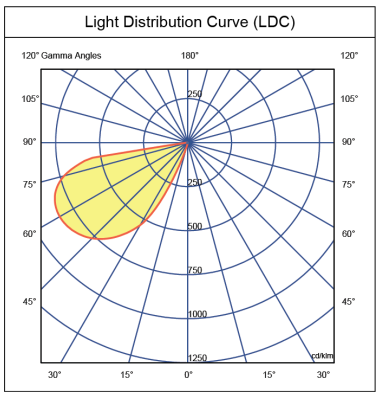

WARELL WLR

Exterior Lighting / Recessed Wall Light

Dimensions

WLR5R

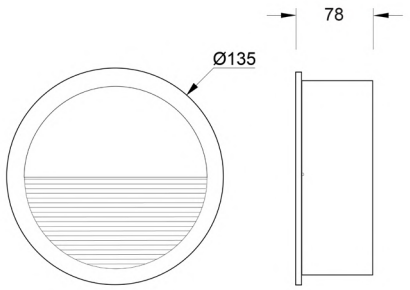

WLR8R

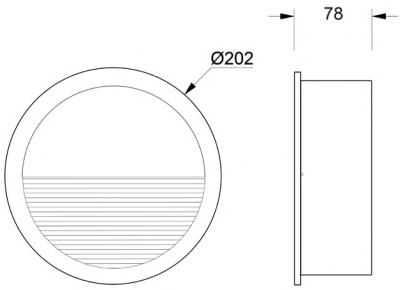

WLR5S

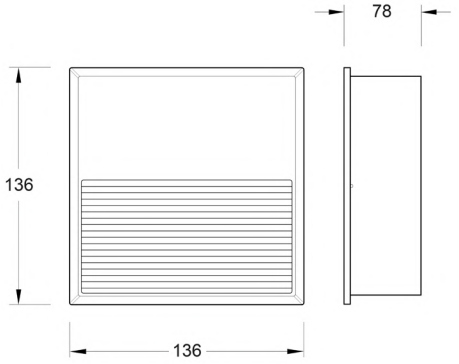

WLR8S

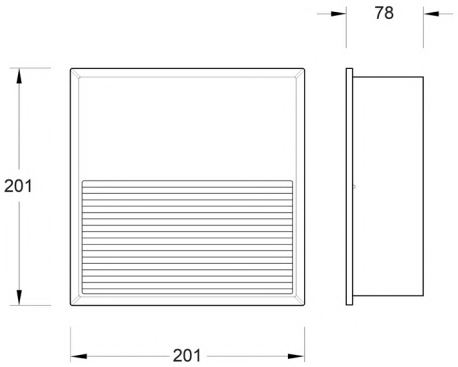

WLR5E

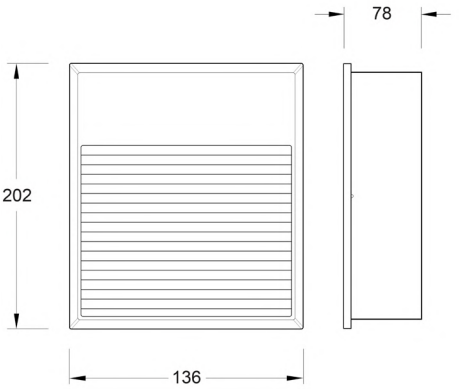

WLR10E

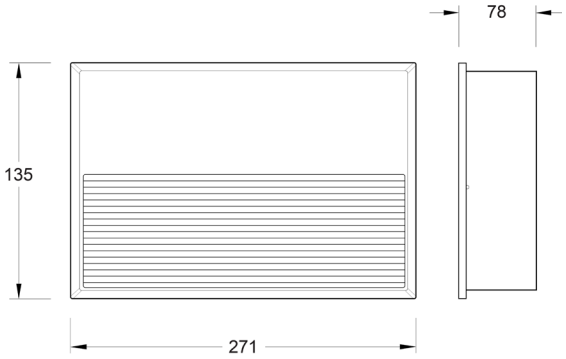

WARELL WLS

Exterior Lighting / Surface Wall Light

Features

Surface wall light available in round, square and rectangular shape
Indirect system to deliver low glare lighting
Range of size and output options
Aluminum housing provides a great thermal management
IP65 & IK08 protection for outdoor application
Loop in and out wire design

Applications

Residential complex surrounds
Commercial exteriors
Carparks
Walkways
Building entrance
Motels, hotels

Standards

Manufactured under ISO 9001:2015 to standards
IES/AS/NZS 60598.1
IEC/AS/NZS 60598.2.1
IEC/AS/NZS CISPR 15

Mounting

Surface

IP65 IK08 OUTDOOR

WARELL WLS

Exterior Lighting / Surface Wall Light

Specifications

Model	WLS5R-x	WLS8R-x	WLS5S-x	WLS8S-x	WLS5E-x	WLS10E-x
Shape	Round		Square		Rectangle	
Nominal Power (W)	5	8	5	8	5	10
Input Voltage (V)	220-240					
CRI (Ra)	>80					
CCT (K)	3000/4000/5000					
Frequency (Hz)	50/60					
Luminaire Flux (lm)	170	320	170	320	170	450
Luminaire Efficacy (lm/W)	34	40	34	40	34	45
Luminaire Rated Life (hr)	50,000					
Operating Temp. (°C)	-20 to +45					
IP Rating	IP65					
IK Rating	IK08					
Power Factor	>0.90					
SDCM	<6					
Weight (kg)	0.33	0.63	0.39	0.74	0.61	0.86

"x" denotes CRI & CCT, R83 = CRI>80, 3000K ; R84 = CRI>80, 4000K ; R85 = CRI>80, 5000K
*Specifications shown for 4000K

Lighting Data

WLS5R / WLS8R / WLS10E-R84

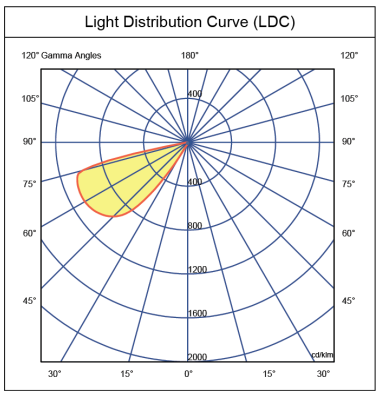

WLS5S / WLS8S / WLS5E-R84

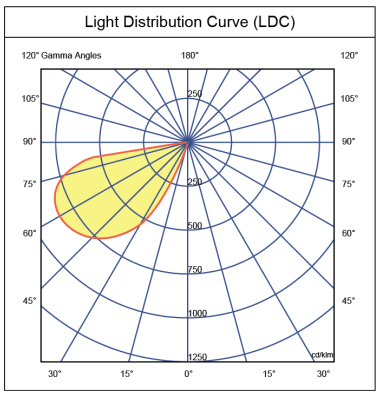

WARELL WLS

Exterior Lighting / Surface Wall Light

Dimensions

WLS5R

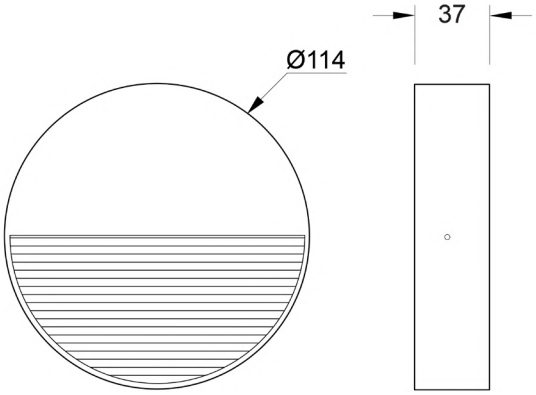

WLS8R

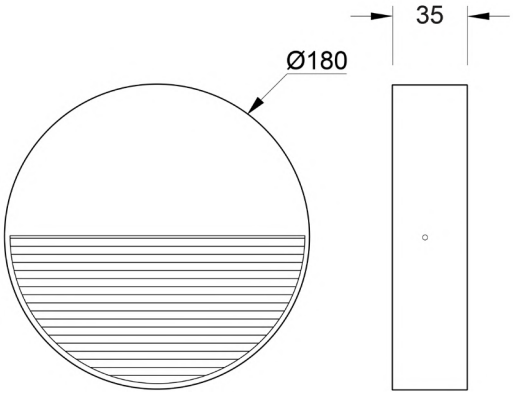

WLS5S

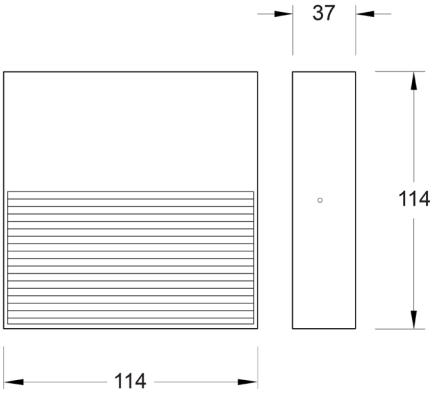

WLS8S

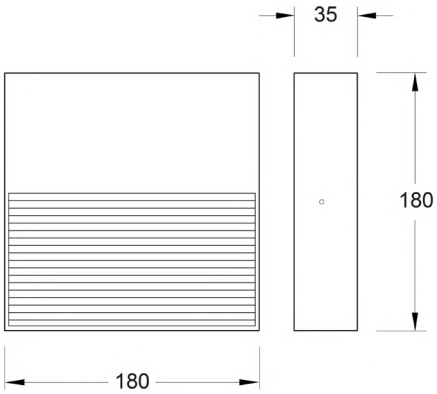

WLS5E

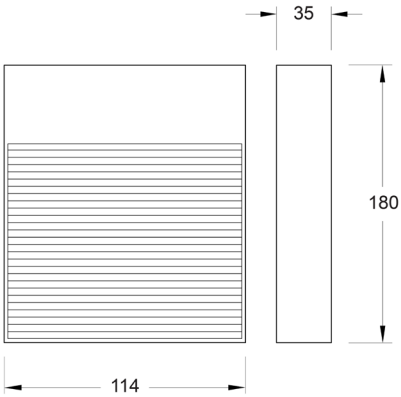

WLS10E

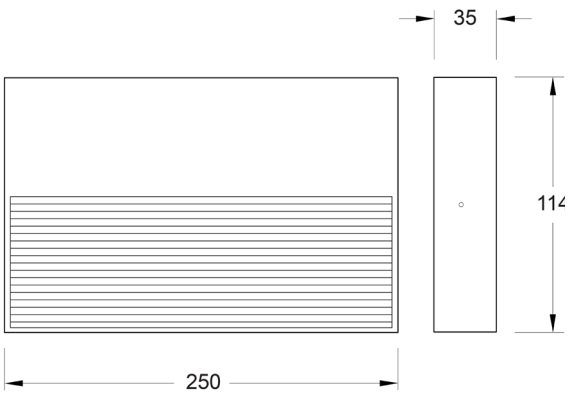

Floryn - FLA

Exterior Lighting / Floodlight

Features

Die-cast aluminium body
Low energy consumption
Rubber supply cable
Fast turn-on, near zero maintenance
Adjustable mounting bracket

Applications

Plazas
Courtyards
Factories, warehouses
Gardens, parks
Sporting venues

Standards

Manufactured under ISO 9001:2015 to standards
IEC/AS/NZS 60598.1
IEC/AS/NZS 60598.2.5
IEC/AS/NZS CISPR 15

Mounting Methods



Trunnion

Floryn - FLA

Exterior Lighting / Floodlight

Specifications

Model	FLA10G1xK	FLA30G1xK	FLA50G1xK	FLA100G1xK	FLA150G1xK	FLA200G1xK
Nominal Power (W)	10	30	50	100	150	200
Input Voltage	220 - 240 VAC 50 / 60 Hz					
Luminaire Flux (lm)	850	3000	4700	9180	14,400	18,300
Luminaire Efficacy (lm/W)	85	95	95	95	95	95
CRI	≥ 70					
Power Factor	> 0.95					
Beam Angle (°)	110					
Colour Temp. (K)	3000 / 4000 / 5000 / 6000					
Luminaire Rated Life (hrs)	30,000					
Ambient Temp. *ta* (°C)	40					
Weight (kg)	0.40	0.75	0.95	1.75	3.75	3.75

"x" denotes CCT, 3 = 3000K ; 4 = 4000K ; 5 = 5000K ; 6 = 6000K
Specifications shown for 4000K

Lighting Data

FLA50G14K

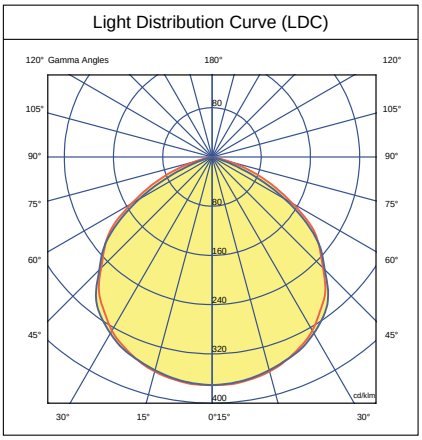

FLA100G14K

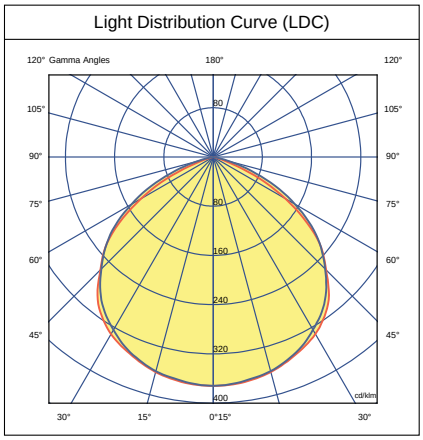

FLA150G14K

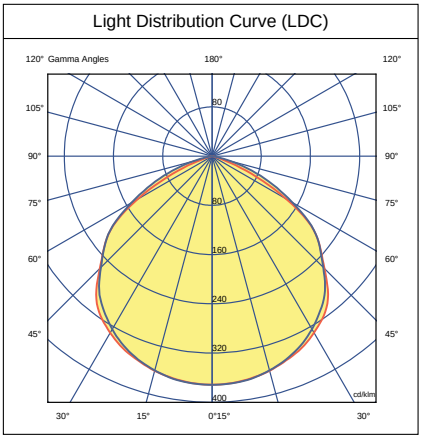

FLA200G14K

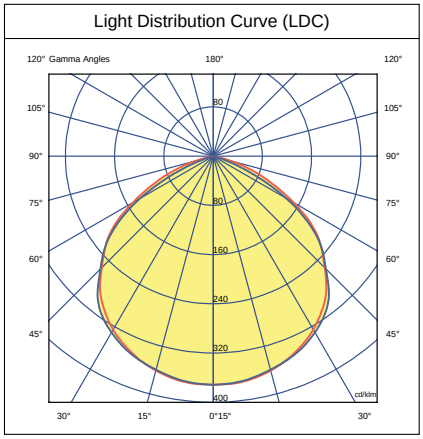

Floryn - FLA

Exterior Lighting / Floodlight

Dimensions

FLA10G1xK

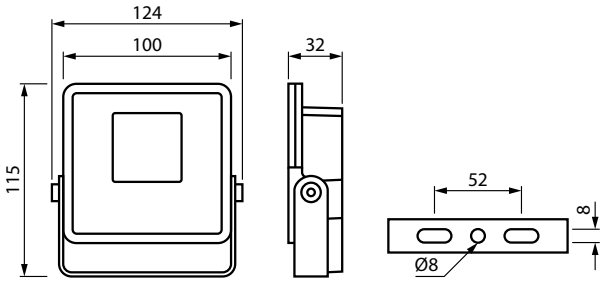

FLA30G1xK

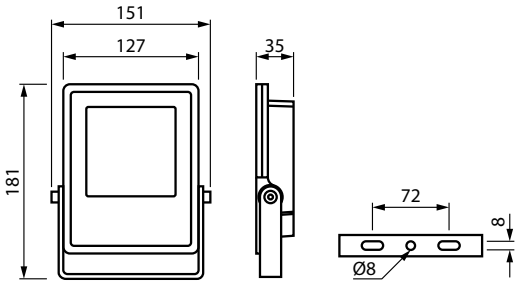

FLA50G1xK

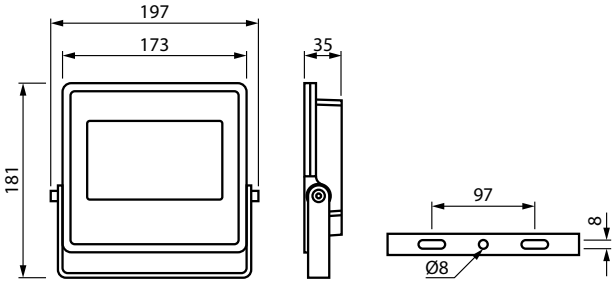

FLA100G1xK

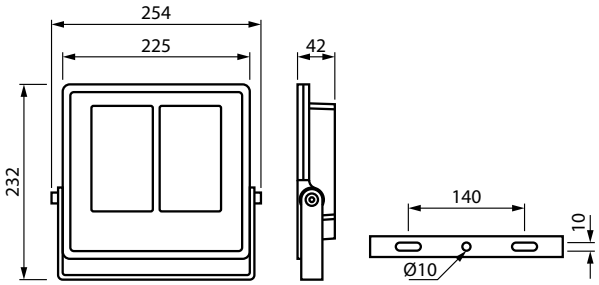

FLA150G1xK

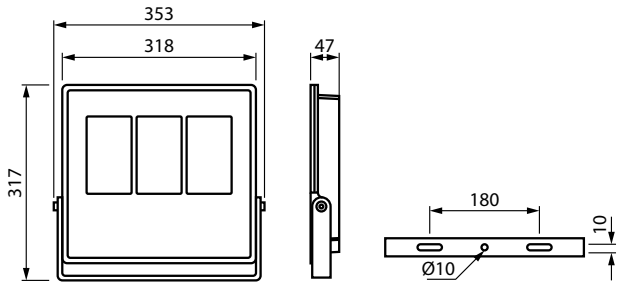

FLA200G1xK

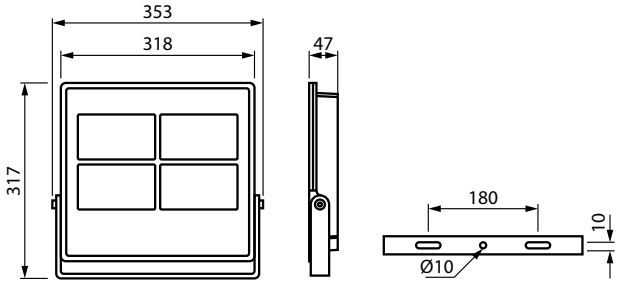

Floryn - FLE

Exterior Lighting / Floodlight

Features

High performance range
Stylish slim profile body
Durable die-cast aluminium body
High-quality powder coating for corrosion protection
IP66 and IK06 rated
Instant turn ON
Maintenance free
Adjustable mounting bracket

Applications

Plazas, courtyards & building exteriors
Factories & warehouses
Gardens & parks
Sports & community centers

Standards

Manufactured under ISO 9001:2015 to standards
IEC/AS/NZS 60598.1
IEC/AS/NZS 60598.2.5
IEC/AS/NZS CISPR 15

Mounting Methods



Trunnion Pole

Floryn - FLE

Exterior Lighting / Floodlight

Specifications

Model	FLE30WxK	FLE50WxK	FLE100WxK	FLE150WxK	FLE200WxK
Nominal Power (W)	30	50	100	150	200
Input Voltage	220 - 240 VAC 50 / 60 Hz				
Luminaire Flux (lm)*	2950	5945	11,425	16,385	22,415
Luminaire Efficacy (lm/W)*	107	109	117	115	118
CRI	80				
Power Factor	> 0.95				
Colour Temp. (K)	3000 / 4000 / 5000 / 6000				
SDCM	5				
Beam Angle (°)	110				
Surge Protection (kV)	2	2	2	4	4
Luminaire Rated Life (hrs)	50,000				
Operating Temp. (°C)	-20 to +45				
Weight (kg)	0.60	0.84	1.38	2.22	3.24

"x" denotes CCT, 3 = 3000K ; 4 = 4000K ; 5 = 5000K ; 6 = 6000K
* Specifications shown for 4000K

Lighting Data

FLE100W4K

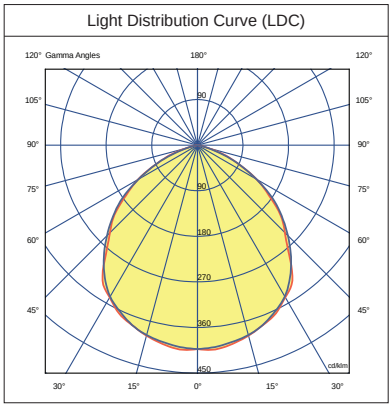

FLE150W4K

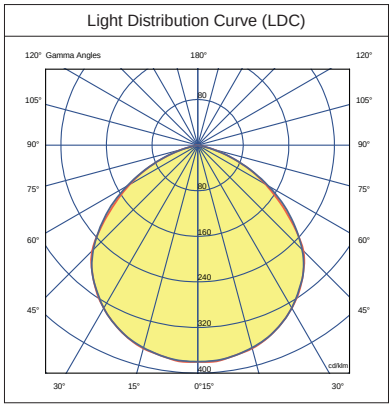

FLE200W4K

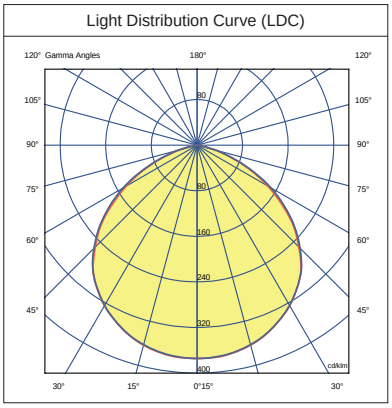

Dimensions

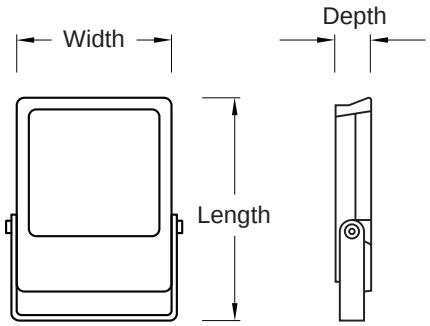

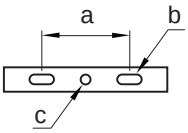

Model	Length (mm)	Width (mm)	Depth (mm)	a (mm)	b (mm)	c (mm)
FLE30WxK	180	120	42	70	6x12	Ø6.5
FLE50WxK	211	142	42	85	6x14	Ø8
FLE100WxK	270	185	45	100	9x18	Ø8
FLE150WxK	344	238	48	150	9x18	Ø9
FLE200WxK	420	285	48	170	10x20	Ø11

Floryn - FLS G2

Exterior Lighting / Floodlight

Features

Modern and elegant design
Durable and slim aluminium die-cast housing
Tempered glass for improved impact rating & self-clean design
Available in 15-300W models
Variety of lighting distributions available to suit any application
IP66 and IK08 rated
Instant turn ON

Applications

Stadium, Exhibition centers
Parking lots
Billboard, Signages
Factories, Warehouses
Courtyards, Building exteriors

Options

0-10V + Resistor + PWM dimming
10kV SPD

Standards

Manufactured under ISO 9001:2015 to standards
IEC/AS/NZS 60598.1
IEC/AS/NZS 60598.2.5
IEC/AS/NZS CISPR 15

Mounting Methods



Trunnion Pole

IP66 IK08 INDOOR OUTDOOR

Floryn - FLS G2

Exterior Lighting / Floodlight

Product Code Key

Model	Power	Generation	-	CRI & Colour Temp.	Dimming	Distribution Pattern
FLS	15 = 15W	G2		R83 = CRI>80, 3000K	D05 = 0-10v + PWM + Resistor (optional)	Z01 = Asymmetric
	20 = 20W			R84 = CRI>80, 4000K		Z02 = 60°
	30 = 30W			R85 = CRI>80, 5000K		Z03 = Type I Very short 26°x60° tilt 10°
	50 = 50W			R86 = CRI>80, 6000K		Z04 = 25°
	100 = 100W					
	150 = 150W					
	200 = 200W					
	240 = 240W				omit code for standard non dimmable	
	300 = 300W					

e.g. FLS100G2-R84Z01 = FLS Gen2 series 100W, 4000K CRI >80 with Asymmetric beam angle

Specifications

Model	FLS15G2 -xyz	FLS20G2 -xyz	FLS30G2 -xyz	FLS50G2 -xyz	FLS100G2 -xyz	FLS150G2 -xyz	FLS200G2 -xyz	FLS240G2 -xyz	FLS300G2 -xyz
Nominal Power (W)	15	20	30	50	100	150	200	240	300
Input Voltage	220 - 240 VAC 50 / 60 Hz								
Luminaire Flux (lm)	2444	3126	4582	6808	15,207	21,505	28,221	35,041	43,557
Luminaire Efficacy (lm/W)	149	146	144	135	145	143	142	144	145
CRI	> 80								
Power Factor	> 0.90								
Colour Temp. (K)	3000 / 4000 / 5000 / 6000								
SDCM	≤ 6								
Beam Angle (°)	Asymmetric / 60° / Type I Very short 26°x60° tilt 10° / 25°								
Luminaire Rated Life (hrs)	> 50,000								
Operating Temp. (°C)	-30 to +40								
Weight (kg)	2.0	2.0	2.1	2.1	2.8	3.8	4.8	6.3	7.4

"x" denotes CRI & CCT, R83 = CRI>80, 3000K ; R84 = CRI>80, 4000K ; R85 = CRI>80, 5000K ; R86 = CRI>80, 6000K
"y" denotes Dimming, D05 = 0-10v + PWM + Resistor (omit code for standard non dimmable)
"z" denotes Beam Angle, Z01 = Asymmetric ; Z02 = 60° ; Z03 = Type I Very short 26°x60° tilt 10° ; Z04 = 25°
*Specifications shown for 4000K, Asymmetric beam angle

Dimensions

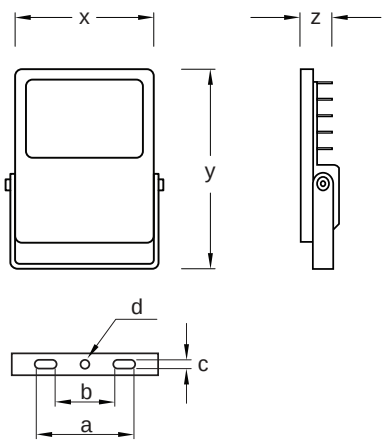

Model	x (mm)	y (mm)	z (mm)	a (mm)	b (mm)	c (mm)	d (mm)
FLS15G2	214	247	57	119	81	11	Ø 11
FLS20G2	214	247	57	119	81	11	Ø 11
FLS30G2	214	247	57	119	81	11	Ø 11
FLS50G2	214	247	57	119	81	11	Ø 11
FLS100G2	244	301	64	163	121	11	Ø 11
FLS150G2	274	343	65	170	120	11	Ø 11
FLS200G2	316	398	69	190	120	11	Ø 11
FLS240G2	383	444	76	260	180	11	Ø 11
FLS300G2	383	444	76	260	180	11	Ø 11

Floryn - FLS G2

Exterior Lighting / Floodlight

Lighting Data

FLS150G2-R84Z01

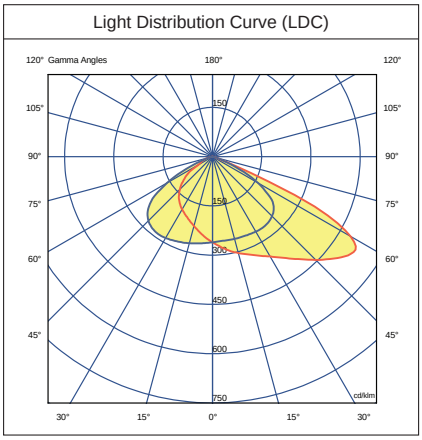

FLS150G2-R84Z02

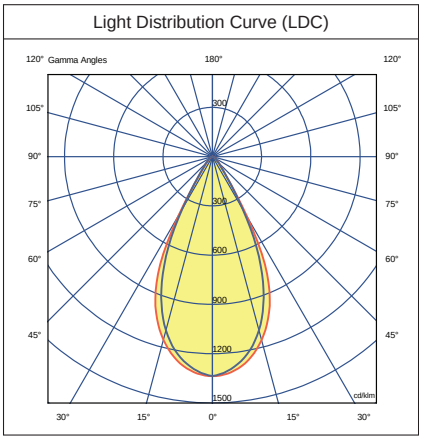

FLS150G2-R84Z03

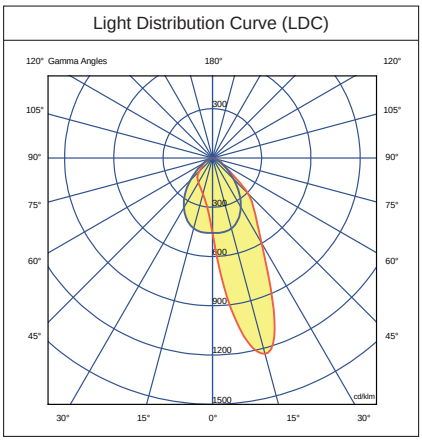

FLS150G2-R84Z04

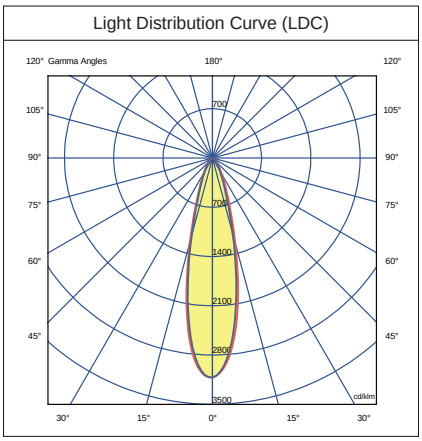



Floryn - FLS G2

Exterior Lighting / Floodlight

Accessories

Pole mounting adaptor
Part Number:
- FLSG2P42 (Ø 42mm)
- FLSG2P76 (Ø 76mm)

Pole mounting adaptor
Part Number:
- FLSG2P60 (Ø 60mm)

Spike
Part Number:
- FLSG2S50 (15W-50W)
- FLSG2S100 (100W)
- FLSG2S150 (150W)
- FLSG2S200 (200W)
- FLSG2S300 (240W-300W)

Visor
Part Number:
- FLSG2V50 (15W-50W)
- FLSG2V100 (100W)
- FLSG2V150 (150W)
- FLSG2V200 (200W)
- FLSG2V300 (240W-300W)



Wire Guard
Part Number:
- FLSG2G50 (15W-50W)
- FLSG2G100 (100W)
- FLSG2G150 (150W)
- FLSG2G200 (200W)
- FLSG2G300 (240W-300W)

Outreach arm (Length: 1035mm)
Part Number:
- FLSG2A50
  (For 15W-50W only)

Motion sensor (with sensor support)
Part Number:
- FLSG2MS

Brunswick

Exterior Lighting / Floodlight

Features

Unique modular construction
High voltage linear constant current drive technology
Under / over voltage protection
Over-temperature protection
35,000 hr LEDs
10 kV surge protection
Incredibly low weight
IP66 rating
IK10 rating
3-year warranty

Applications

Courtyards
Gardens, parks
Freight yards
Sporting venues

Options

CCT: 3000K, 4000K, 5000K, 6000K
Beam angle: 30°, 60°, 90°

Standards

Manufactured under ISO 9001:2015 to standards
IEC/AS/NZS 60598.1
IEC/AS/NZS 60598.2.1
IEC/AS/NZS CISPR 15

Mounting Methods



IP 66 IK10 OUTDOOR INDOOR

Brunswick

Exterior Lighting / Floodlight

Specifications

Model	FLD100W x03y	FLD200W x03y	FLD300W x03y	FLD400W x03y	FLD500W x03y	FLD600W x03y	FLD800W x03y	FLD1000W x03y
Nominal Power (W)	100	200	300	400	500	600	800	1000
Input Voltage	200 - 240 VAC 50 / 60 Hz							
Luminaire Flux (lm)*	10,500	21,000	31,500	42,000	52,500	63,000	84,000	105,000
Luminaire Efficacy (lm/W)	105	105	105	105	105	105	105	105
CRI	> 70							
Power Factor	> 0.90							
Colour Temp. (K)	3000 / 4000 / 5000 / 6000							
Beam Angle (°)	30 / 60 / 90							
Surge Protection (kV)	10							
Rated Life L70B50 (hr)	> 35,000							
Weight (kg)	2.30	3.85	5.70	7.25	9.20	11.65	15.40	19

"x" denotes CCT, 3 = 3000K ; 4 = 4000K ; 5 = 5000K ; 6 = 6000K
"y" denotes Beam Angle, B03 = 30° ; B06 = 60° ; B09 = 90°
* Lumen value ±10%

Lighting Data

FLD400W5K03B06 (60°)

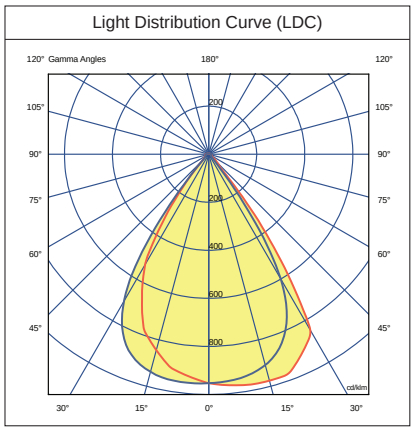

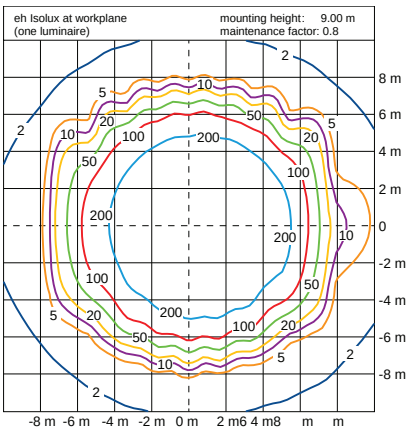

FLD400W5K03B09 (90°)

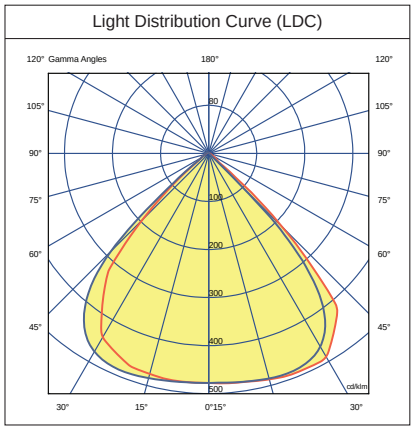

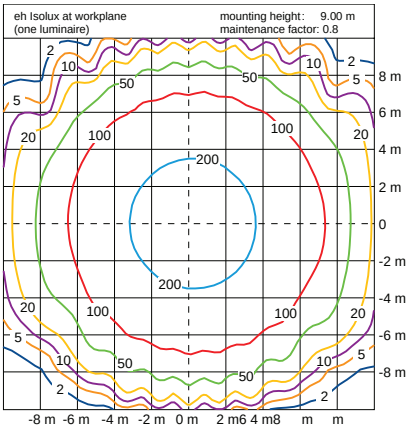

Brunswick

Exterior Lighting / Floodlight

Dimensions

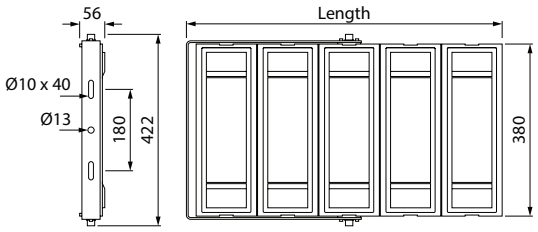

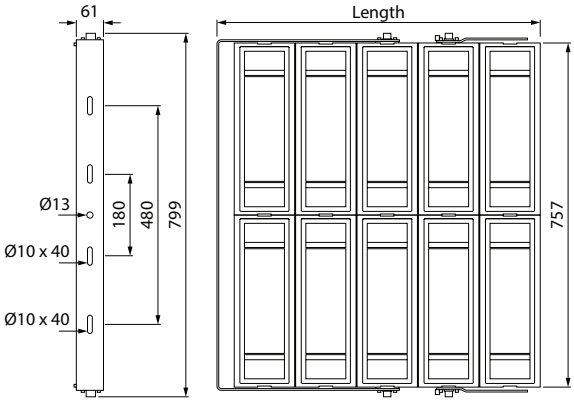

Model	Width (mm)	Length (mm)	Modules
FLD100W	422	160	1 x 100W
FLD200W	422	295	2 x 100W
FLD300W	422	425	3 x 100W
FLD400W	422	560	4 x 100W
FLD500W	422	695	5 x 100W
FLD600W	799	426	6 x 100W
FLD800W	799	575	8 x 100W
FLD1000W	799	710	10 x 100W

SYBIL SBX

Exterior Lighting / Floodlight



Features

Robust die-cast aluminium body
High efficacy - up to 150lm/w
Polycarbonate optical cover
Adjustable slip-fitter mounting (suit Ø60mm pole)
IP65 & IK08 rated
10kA surge protection
1-10V dimmable standard
Easy installation

Applications

Sporting facilities
Building surrounds
Walkways/pathways
Carparks

Options

Type III / Type IV / Type V distribution
CCT 3000K/4000K/5000K
Motion sensor
NEMA socket
Various mounting adapters

Standards

IEC/AS/NZS 60598 2-3
IEC/AS/NZS 60598.1
IEC/AS/NZS CISPR 15

Mounting

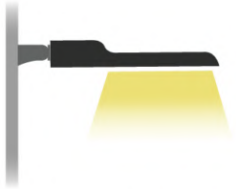

Direct Mount

Yoke Mount

Slipfitter

Trunnion Mount

IK08 IP65 OUTDOOR 5-100% SELV

SYBIL SBX

Exterior Lighting / Floodlight

Product Code Key

Model	Power	–	CRI & Colour Temp.	Dimming	Beam Angle	Receptacle/ Sensor
SBX	100 = 100W		R73 = CRI≥70, 3000K	D06 = 1-10v + PWM +Resistor	Z01 = Type III	N05 = 7-pin NEMA receptacle
	150 = 150W		R74 = CRI≥70, 4000K		Z02 = Type IV	S25 = Microwave motion sensor
	200 = 200W		R75 = CRI≥70, 5000K		Z03 = Type V	
	240 = 240W					(Omit if not required)
	300 = 300W					

e.g. SBX100-R74D06Z01 = SBX series 100W CRI≥70, 4000K with 1-10V + PWM + Resistor dimming, Type III beam distribution and 7-pin NEMA receptacle

Specifications

Model	SBX100-RxD06Zy	SBX150-RxD06Zy	SBX200-RxD06Zy	SBX240-RxD06Zy	SBX300-RxD06Zy
Input Voltage (V)	220-240				
Nominal Power (W)	100	150	200	240	300
Power Factor	>0.9				
Luminaire Flux (lm)	14000-15000	21000-22500	28000-30000	23600-36000	42000-45000
Luminaire Efficacy (lm/W)	140-150				
CRI (Ra)	≥70				
CCT (K)	3000/4000/5000				
SDCM	≤6				
Luminaire Rated Life (hr)	> 50,000 @ L70B50				
Operating Temp. (°C)	-40 to 50				
Surge Protection	10kA				
IP Rating	IP65				
IK Rating	IK08				
Body Colour	Matt Black				
Beam Angle (°)	Type III/Type IV/Type V				
Weight (kg)	5.1	5.4	7.1	7.2	7.9

"x" denotes CRI & CCT, R73 = CRI≥70, 3000K ; R74 = CRI≥80, 4000K ; R75 = CRI≥70, 5000K
"y" denotes Beam Angle, Z01 = Type III ; Z02 = Type IV ; Z03 = Type V

SYBIL SBX

Exterior Lighting / Floodlight

Dimensions

SBX100 / SBX150

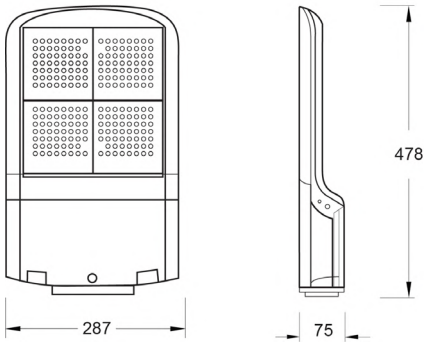

SBX200 / SBX240 / SBX300

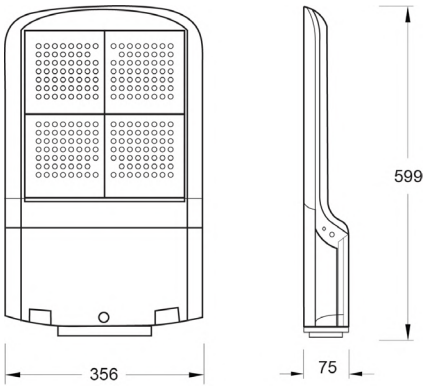

Lighting Data

SBX100-Z01 (Type III)

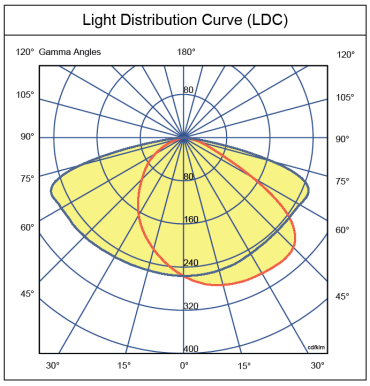

SBX100-Z02 (Type IV)

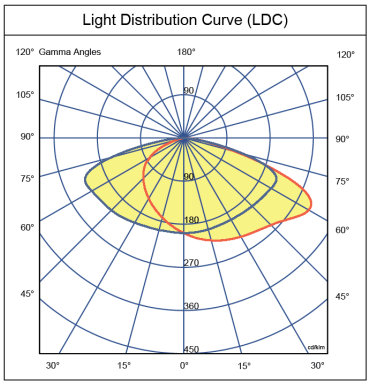

SBX100-Z03 (Type V)

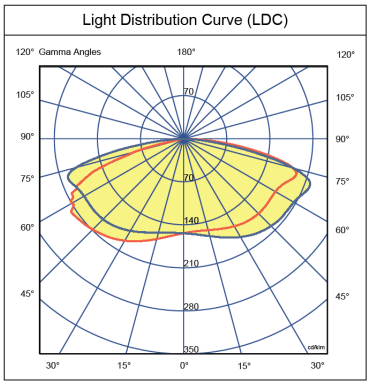

SYBIL SBX

Exterior Lighting / Floodlight

Accessories

Direct Mount

Part Number: SBXDM

Dimension (mm): 234 x 160 x 70

Yoke Mount

Part Number: SBXYM

Dimension (mm): 234 x 160 x 70

Trunnion Mount

Part Number: SBXFM

Dimension (mm): 296 x 198 x 40

Remote Control

Part Number: SBXRC

Microwave Motion Sensor

Part Number: SBXS

Perth

Exterior Lighting / Floodlight

Features

Die-cast aluminium body
Protective UV stabilised black or grey powder coat finish
Low energy consumption
Meanwell driver
CCT 5000K
CRI > 70
Polycarbonate optical cover
Rigid or slip-fitter mounting bracket (suit Ø60mm pole)
Fast turn-on, near zero maintenance
IP65 rating

Applications

Freight yards
Car parks
Street / road lighting
Loading bays
Building sites

Options

Full range of optic lenses
0 - 10V or DALI dimming
CCT 4000K, 6500K
CRI > 80
Single-point emergency

Standards

Manufactured under ISO 9001:2015 to standards
IEC/AS/NZS 60598.1
IEC/AS/NZS 60598.2.1
IEC/AS/NZS CISPR 15

IP 65 5-100% INDOOR OUTDOOR

Perth

Exterior Lighting / Floodlight

Product Code Key

Model	Power	Colour Temp.	Dimming	Colour	Lens Type
LFP	50W - 300W	4K = 4000K	DD = DALI	03 = Black	B03 = 30° x 30°
		5K = 5000K	DA = 1-10V	06 = Grey	B06 = 60° x 60°
		7K = 6500K	(omit if not required)		B09 = 90° x 90°
					T1 = 30° x 100°
					T2 = 50° x 140°
					T3 = 40° x 140°
					T4 = 30° x 140°
					T5 = 140° x 140°

e.g. LFP200W5K03B03 = Perth series 200W 5000K non-dimming black 30° x 30° lens

Specifications

Model	LED Power (W)	System Power (W)	Colour Temp. (K)	Luminous Flux (lm)	Efficacy (lm/W)	Power Factor	CRI	LED Life (hr)	Working Temp. (° C)	Weight (kg)
LFP50W4K			4000							
LFP50W5K	50	55	5000	7100	142	0.90	> 70	50,000	-40 to +40	6.8
LFP50W7K			6500							
LFP75W4K			4000							
LFP75W5K	75	80	5000	9600	128	0.90	> 70	50,000	-40 to +40	6.8
LFP75W7K			6500							
LFP100W4K			4000							
LFP100W5K	100	110	5000	14,300	143	0.90	> 70	50,000	-40 to +40	8.2
LFP100W7K			6500							
LFP150LW4K			4000							
LFP150LW5K	150	165	5000	19,000	126	0.90	> 70	50,000	-40 to +40	8.2
LFP150LW7K			6500							
LFP150HW4K			4000							
LFP150HW5K	150	165	5000	21,400	142	0.90	> 70	50,000	-40 to +40	10.2
LFP150HW7K			6500							
LFP200W4K			4000							
LFP200W5K	200	220	5000	26,800	134	0.90	> 70	50,000	-40 to +40	10.2
LFP200W7K			6500							
LFP300W4K			4000							
LFP300W5K	300	330	5000	39,600	132	0.90	> 70	50,000	-40 to +40	12.8
LFP300W7K			6500							

All models 100 - 305 VAC 50 / 60 Hz

Perth

Exterior Lighting / Floodlight

Lighting Data

Lens Options

Symmetric	
B03	30° x 30°
B06	60° x 60°
B09	90° x 90°

Asymmetric	
T1	30° x 100°
T2	50° x 140°
T3	40° x 140°
T4	30° x 140°
T5	140° x 140°

T3 (40° x 140°)

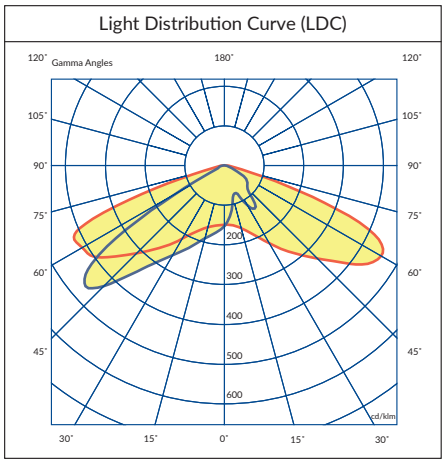

T1 (30° x 100°)

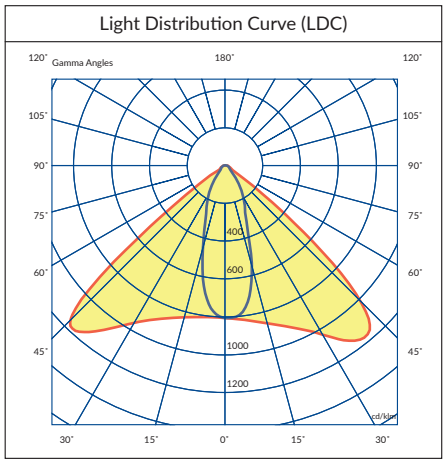

T4 (30° x 140°)

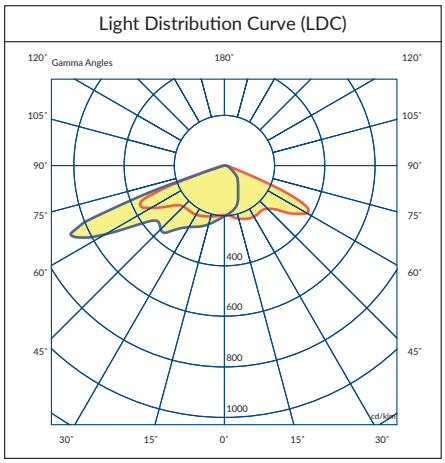

T2 (50° x 140°)

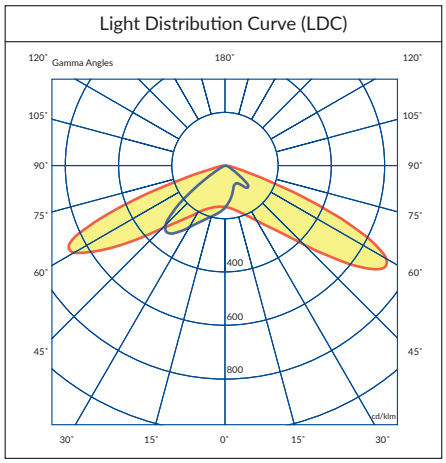

T5 (140° x 140°)

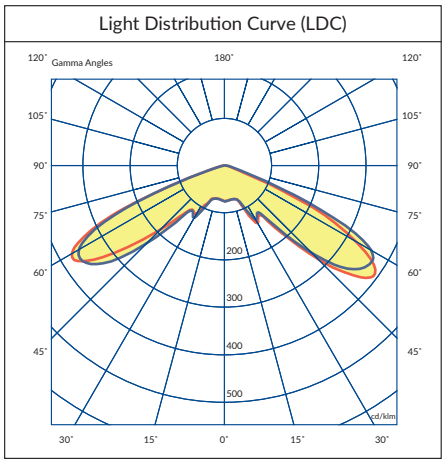

Perth

Exterior Lighting / Floodlight

Dimensions

LFP50 / LFP75

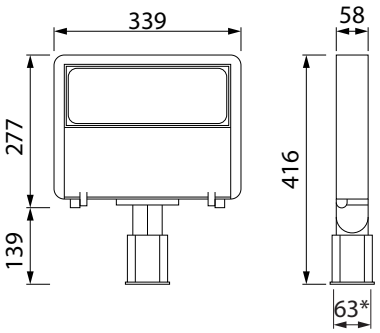

LFP100 / LFP150L

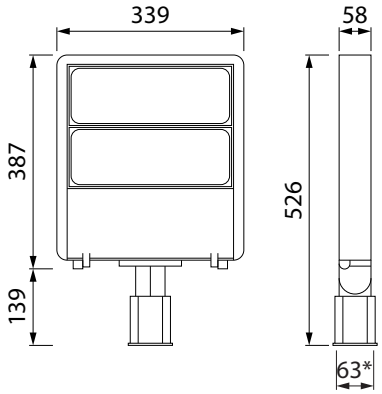

LFP150H / LFP200

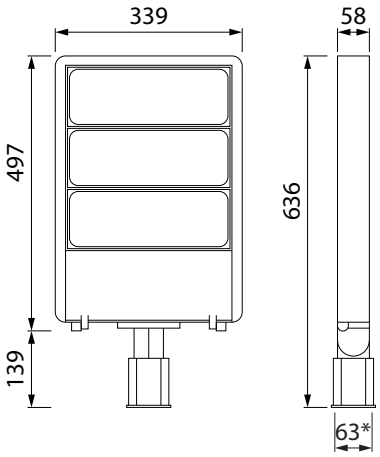

LFP300

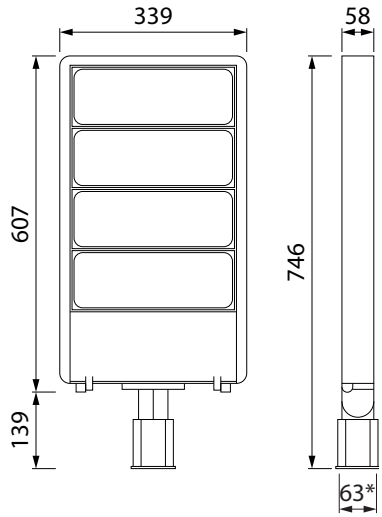

(* suit Ø60mm pole)

Helio

Industrial Lighting / LED Street Light

The Helio series is a top-line luminaire suitable for street and industrial lighting applications. The slim modern design appeals to current aesthetics while its smooth curvature top prevent the build up of debris and leaves. A wide range of optics and advanced thermal management capabilities means that Helio is able to serve in a range of applications. Helio is also designed for easy installation and maintenance with a tool-free design and a drop protector ensures safety during strong winds and installation.

Features

Elegant & super-slim aesthetics
Super luminaire efficiency up to 150 lm/w
7 kinds of optics and advanced thermal management
UP to ME1 lighting class application
Dark sky friendly, up to G6 glare rating
Marine grade aluminium option available
Flexible and intelligent drivers for smart city
Low wind area and drop protector
Tool free installation and maintenance
Sleek design & robust
SPD up to 20kA/kV
IP66 and IK09

Applications

Residential areas
Road and street lighting
Highway, Airport, Parking place
Pathway, Pedestrians
Smart city option

Standards

Manufactured under ISO 9001:2015 to standards
IEC 60598-1
IEC 60598-2-3
IEC 62722
IEC CISPR 15

IP 66 IK09 OUTDOOR RoHS

Helio

Industrial Lighting / LED Street Light

General Specifications

Parameter	Technical Data
Light Source	SMD LED Module
Colour Temperature	4000K as standard. Optional 2700K, 3000K, 5000K, 5700K. Amber LED available
Colour Stability	3 or 5 MacAdam steps for all standard LED colours
Colour Rendering Index (CRI)	> 70 or > 80 (neutral white and cool white)
Power Factor	> 0.90
Luminous Flux (Led flux @ Ta=25C outdoor)	from 1800 to 45000 lm
Power	from 10W up to 350W
Luminaire Efficiency	130-155 lm/W
Constant Lumen Output (CLO)	as requirement
Optics Material	PC
Optical Cover	Tempered glass (5mm)
ULOR (%)	0% for flat glass versions
Spigot Diameter	60 mm
Control Inputs	DALI, 0-10V, Astro Dim, Step Dim
Electrical Class	Class I and Class II (According to IEC-EN 60598)
Colour	RAL7024 as standard (RAL or AKZO Future colours available)
IP Rating	IP66
IK Rating	IK09 (according to IEC - EN 62262)
Operating Temperature Range	-40°C < ta ≤ 50°C
Lifespan	> 50,000 hrs
LED Module Thermal Protection	Yes
Driver Thermal Protection	Yes
Surge Protection	4kV / 10kV / 20kA
Options	mini Photocell and NEMA socket, including cable
Certifications	CE CB ENEC (in certification)
Material	ADC12 / Lower copper contents

Product Code Key

Model	Power	Colour Temp.	Dimming	NEMA	Distribution Pattern
SLH1	20W = 20W	3K = 3000K	D05 = 0-10V	N00 = No NEMA	Z01 = Type I -M
	30W = 30W	4K = 4000K	D06 = 1-10V	N01 = With NEMA	Z02 = Type II -M A
	40W = 40W	5K = 5000K		N02 = NEMA + Shorting cap	Z03 = Type II -M B
	60W = 60W	6K = 5700K			Z04 = Type III -M
SLH3	80W = 80W				Z05 = Type IV -S
	100W = 100W				Z06 = Type III -M (JKR)
	120W = 120W				Z07 = Type II -M C
SLH5	150W = 150W				Z08 = Type II -M D
	180W = 180W				Z09 = Type II -M E
	200W = 200W				Z10 = Type III -L
SLH7	220W = 220W				Z11 = Type V -S
	240W = 240W				
	250W = 250W				
	280W = 280W				
	300W = 300W				
	320W = 320W				

e.g. SLH5180W4KD06N00Z01 = SLH5 series 180W 4000K with 1-10V dimming , No NEMA & Type I -M distribution

Helio

Industrial Lighting / LED Street Light

Model Specific Specifications

SLH1 range

Model	SLH120WxKD	SLH130WxKD	SLH140WxKD	SLH160WxKD
Nominal Power (W)	20	30	40	60
Input Voltage	220 - 240 VAC 50 / 60 Hz			
Luminous Flux (lm)	> 2600	> 3900	> 5200	> 7800
Efficacy (lm/W)	130 - 135	130 - 135	130 - 135	130 - 135
Windage (m^2)	0.023			
Mounting Height (m)	3 - 6 (recommended)			
Weight (kg)	5.7			

SLH3 range

Model	SLH380WxKD	SLH3100WxKD	SLH3120WxKD
Nominal Power (W)	80	100	120
Input Voltage	220 - 240 VAC 50 / 60 Hz		
Luminous Flux (lm)	> 10,400	> 13,000	> 15,600
Efficacy (lm/W)	130 - 135	130 - 135	130 - 135
Windage (m^2)	0.048		
Mounting Height (m)	4 - 8 (recommended)		
Weight (kg)	7.9		

SLH5 range

Model	SLH5150WxKD	SLH5180WxKD	SLH5200WxKD
Nominal Power (W)	150	180	200
Input Voltage	220 - 240 VAC 50 / 60 Hz		
Luminous Flux (lm)	> 19,500	> 23,400	> 26,000
Efficacy (lm/W)	130 - 135	130 - 135	130 - 135
Windage (m^2)	0.058		
Mounting Height (m)	6 - 12 (recommended)		
Weight (kg)	13.0		

SLH7 range

Model	SLH7220WxKD	SLH7240WxKD	SLH7250WxKD	SLH7280WxKD	SLH7300WxKD	SLH7320WxKD
Nominal Power (W)	220	240	250	280	300	320
Input Voltage	220 - 240 VAC 50 / 60 Hz					
Luminous Flux (lm)	> 28,600	> 31,200	> 32,500	> 36,400	> 39,000	> 41,600
Efficacy (lm/W)	130 - 135	130 - 135	130 - 135	130 - 135	130 - 135	130 - 135
Windage (m^2)	0.088					
Mounting Height (m)	12 - 15 (recommended)					
Weight (kg)	19.0					

"x" denotes CCT, 3 = 3000 K ; 4 = 4000 K ; 5 = 5000 K ; 6 = 5700 K

Helio

Industrial Lighting / LED Street Light

Lighting Data

TYPE I -M
65035001

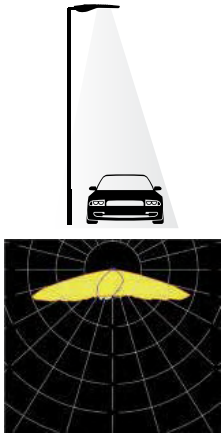

TYPE II -M A
65035002

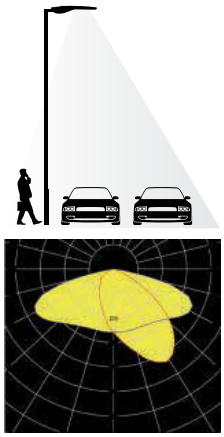

TYPE II -M B
65035003

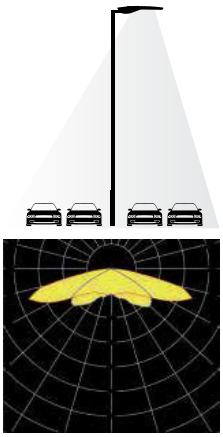

TYPE II -M C
65035007

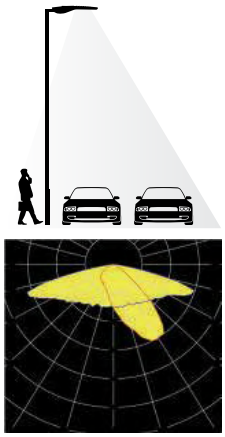

TYPE II -M D
65035008

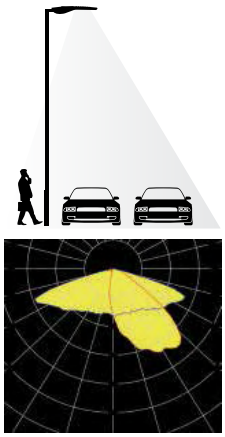

TYPE II -M E
65035009

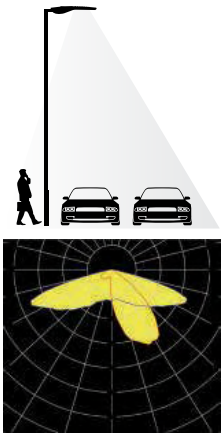

TYPE III -L
65035010

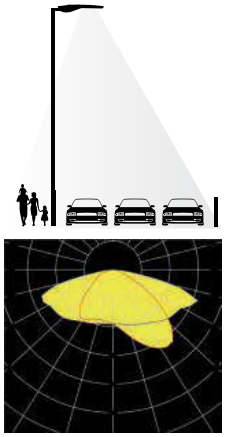

TYPE III -M
65035004

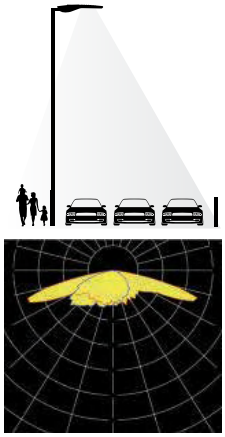

TYPE IV -S
65035005



TYPE V -S
65035011



TYPE III -M (JKR)
65035006



Helio

Industrial Lighting / LED Street Light

Dimensions

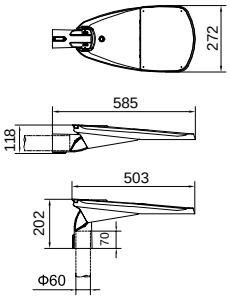

SLH1

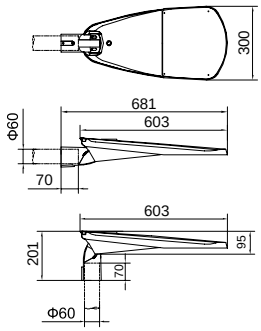

SLH3

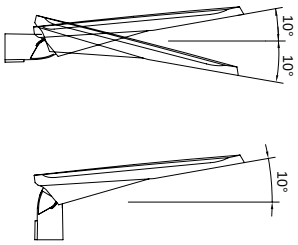

POST TOP/SIDE ENTRE

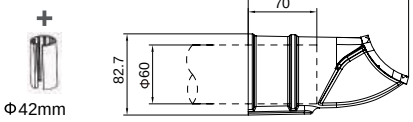

Ø 42mm

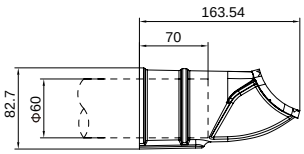

Ø 60mm

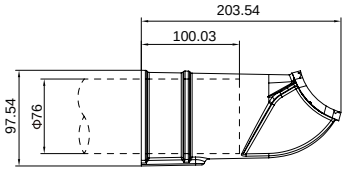

Ø 76mm

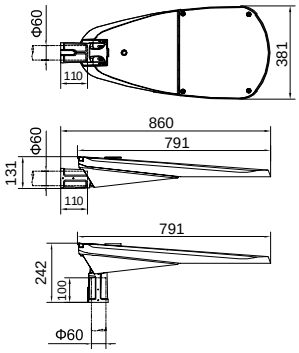

SLH5

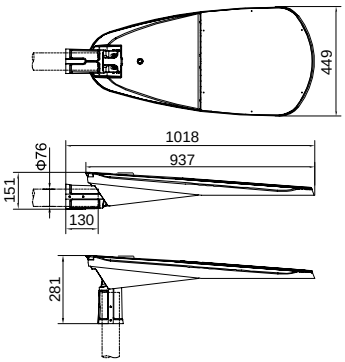

SLH7

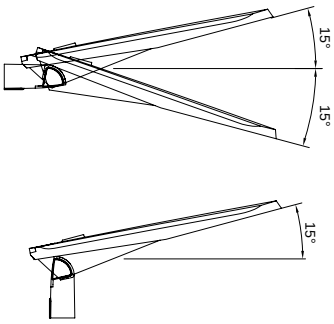

POST TOP/SIDE ENTRE

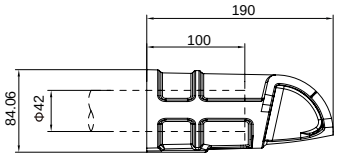

Ø 42mm

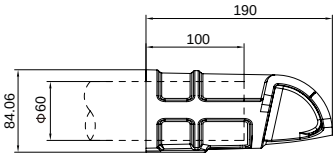

Ø 60mm

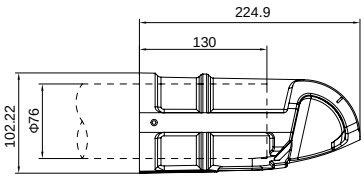

Ø 76mm

Smooth surface / Self-cleaning

Helio

Industrial Lighting / LED Street Light

Product Features

Electrical connection CLASS II: Neutral / Phase are connected to safety switch; for Class I earth wire to be connected on earth stud in housing. 1-10V or DALI incoming wiring is connected to a separate termination block.

Gear with INVENTRONICS driver programmable
1-10V or DALI as per request

Silicon gasket

Level gauge

Mounting with two stainless steel bolts (extra-long bolts for small column can be ordered with luminaire).

Spigot made of die-cast aluminium, standard in same colour as body. Universal post top / side entry spigot for Ø60mm

Flat toughened glass to prevent upward light. Fixed to the frame with metal clips for easy replaceability. Very high light transmission to optimise the Light Output Ratio.

Housing is made of very corrosion resistant die-cast aluminium. Polyester powder coated painting after chemical washing treatment.
Marine grade aluminium option available.

Accessories

Photocell PN: NEMA-PC
Standard: ANSIC136.10-2010

Console Adapter PN: HCA6076
Spigot size 60 - 76 mm

Wall mounting bracket PN: HWBH60
Horizontal - spigot size 60 mm

Wall mounting bracket PN: HWBV60
Vertical - spigot size 60mm

Panthera

Urban Lighting / Post Top Light

Features

Stylish curved arm Post Top fitting
Range of wattage and lighting distribution options
Smooth curved top provides self-cleaning ability
Robust high pressure diecast aluminium construction
10kV surge protection
Smarts ready options available
High performance LED light source

Applications

Urban lighting
Building surrounds
Area lighting
Parks and Pathways

Options

0-10V, PWM, Resistor (15-40W)
1-10V, PWM, Resistor (50-100W)
DALI
Photocell / PIR / Microwave sensor

Standards

Manufactured under ISO 9001:2015 to standards
IEC 60598-1
IEC 60598-2-3
IEC 62722
IEC CISPR 15

IP 66 IK08 OUTDOOR

Panthera

Urban Lighting / Post Top Light

Product Code Key

Model	Power	-	CRI & Colour Temp.	Dimming	NEMA socket	Smart Control	Distribution Pattern
PTG	15 = 15W 20 = 20W 30 = 30W 40 = 40W		R83 = CRI>80, 3000K R84 = CRI>80, 4000K R85 = CRI>80, 5000K	D05 = 0-10V + PWM + Resistor (optional)	N01 = NEMA 3 pin N02 = NEMA 3 pin + Shorting cap N05 = NEMA 7 pin N06 = NEMA 7 pin + Shorting cap	S01 = Photocell (Daylight + ON/OFF) S14 = PIR (Motion + Daylight + Dimming S24 = Microwave (Motion + Daylight + Dimming)	Z01 = Type V Short (Square) (153x155°) Z02 = Type III Medium (47x150°) Z03 = Type IV Medium (40x46°) Z04 = Type II Medium (100x150°) Z05 = Type III Short (52x135°) Z06 = Type I Medium (110x150°)
	50 = 50W 60 = 60W 70 = 70W 75 = 75W 100 = 100W			D06 = 1-10V + PWM + Resistor (optional)			
				D10 = DALI (optional)			
				omit code for standard non-dimmable	omit code for standard no NEMA socket	omit code for standard non-smart control	

e.g. PTG100-R84D06S01Z01 = PTG series 100W, CRI >80 4000K, 1-10V + PWM + Resistor dimming, Photocell smart control, Type V Short distribution

General Specifications

Parameter	Technical Data
Light Source	SMD LED Module
Power	from 15W up to 100W
Input Voltage	100 - 240 VAC 50 / 60 Hz
Colour Temp.	3000K / 4000K / 5000K
CRI	> 80
Power Factor	> 0.90
Operating Temp.	-30°C to +50°C
Rated Life	> 50,000 hrs (Ta=30°C@L70)
Surge Protection	10kV
Optics Material	PC
Wind Rating	57 m/s
Optical Cover	Tempered glass
Distribution Pattern	Type I Medium / Type II Medium / Type III Short / Type III Medium / Type IV Medium / Type V Short
Dimming (optional)	0-10V, PWM, Resistor (15-40W) / 1-10V, PWM, Resistor (50-100W) / DALI (15-100W)
Smart Control (optional)	Photocell / PIR / Microwave
Protection Class	Class I
Mounting Option	Post top Ø60mm
Colour	Silvery Black
Weight range (min-max)	7.0kg (PTG15) - 7.6kg (PTG100)

Panthera

Urban Lighting / Post Top Light

Specifications - Lumen Performance

15-40W range (Standard non-dimmable. Optional 0-10V, PWM, Resistor / DALI)

Model	PTG15-vwxyz	PTG20-vwxyz	PTG30-vwxyz	PTG40-vwxyz
Nominal Power (W)	15	20	30	40
Flux (lm) / Efficacy (lm/W) *				
Type V Short	1733 / 118	2243 / 113	3655 / 120	4663 / 117
Type III Medium	1871 / 126	2422 / 121	3946 / 129	5035 / 125
Type IV Medium	1864 / 125	2413 / 120	3931 / 128	5016 / 124
Type II Medium	1920 / 130	2485 / 124	4049 / 132	5167 / 129
Type III Short	1929 / 128	2496 / 123	4067 / 131	5190 / 128
Type I Medium	1889 / 127	2445 / 122	3983 / 130	5083 / 127

50-100W range (Standard non-dimmable. Optional 1-10V, PWM, Resistor / DALI)

Model	PTG50-vwxyz	PTG60-vwxyz	PTG70-vwxyz	PTG75-vwxyz	PTG100-vwxyz
Nominal Power (W)	50	60	70	75	100
Flux (lm) / Efficacy (lm/W) *					
Type V Short	6096 / 120	7394 / 121	8528 / 121	8914 / 120	12,373 / 121
Type III Medium	6606 / 129	7835 / 130	9195 / 130	9621 / 129	13,328 / 130
Type IV Medium	6600 / 128	7809 / 129	9154 / 129	9479 / 127	13,186 / 129
Type II Medium	6773 / 133	8151 / 134	9439 / 134	9988 / 132	13,709 / 134
Type III Short	6846 / 131	8003 / 132	9463 / 133	9827 / 131	13,558 / 132
Type I Medium	6669 / 130	7952 / 131	9283 / 131	9684 / 130	13,448 / 131

"v" denotes CRI & CCT,	R83 = CRI>80, 3000K ; R84 = CRI>80, 4000K ; R85 = CRI>80, 5000K
"w" denotes Dimming,	D05 = 0-10V+PWM+Resistor ; D06 = 1-10V+PWM+Resistor ; D10 = DALI
"x" denotes NEMA,	N01 = NEMA 3 pin ; N02 = NEMA 3 pin + Shorting cap ; N05 = NEMA 7 pin ; N06 = NEMA 7 pin + Shorting cap
"y" denotes Smart Control,	S01 = Photocell (Daylight+ON/OFF) ; S14 = PIR (Motion+Daylight+Dimming) ; S24 = Microwave (Motion+Daylight+Dimming)
"z" denotes Distribution Pattern,	Z01 = Type V Short (Square) (153x155°) ; Z02 = Type III Medium (47x150°) ; Z03 = Type IV Medium (40x46°) Z04 = Type II Medium (100x150°) ; Z05 = Type III Short (52x135°) ; Z06 = Type I Medium (110x150°)

* Specifications shown for 4000K

Panthera

Urban Lighting / Post Top Light

Lighting Data

PTG60-R84Z01

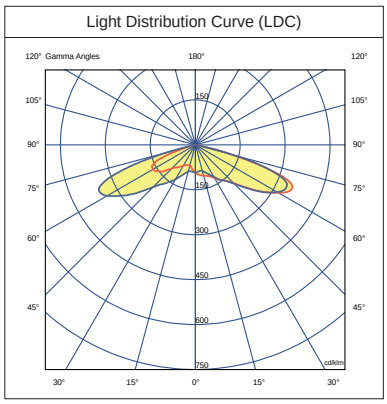

PTG60-R84Z02

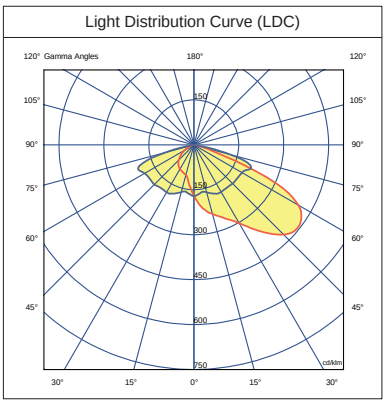

PTG60-R84Z03

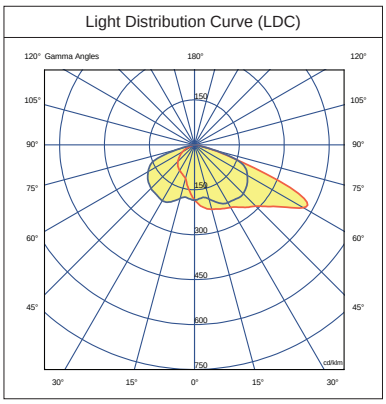

PTG60-R84Z04

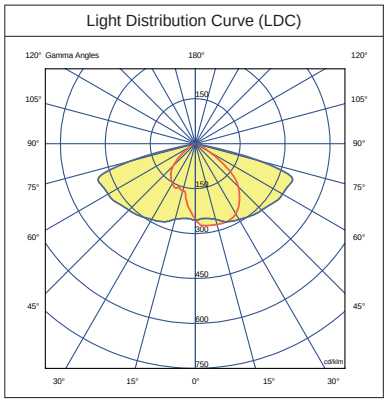

PTG60-R84Z05

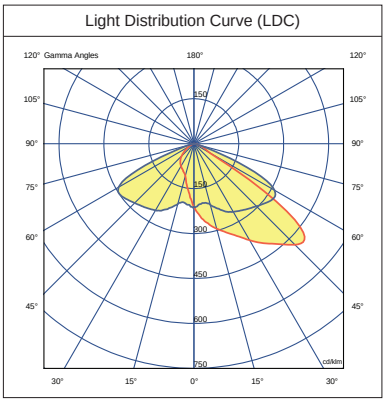

PTG60-R84Z06

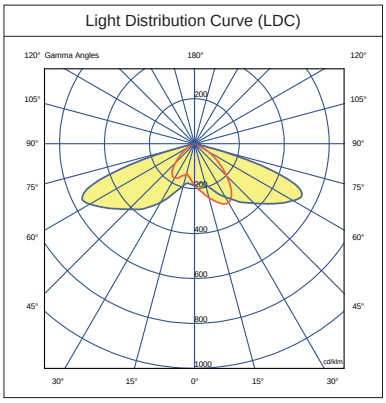

Dimensions

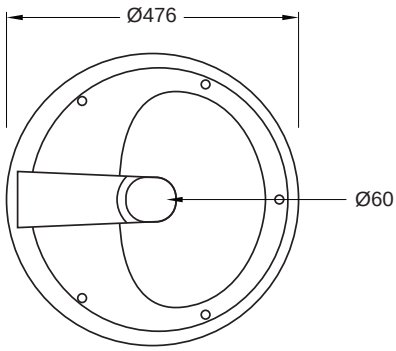

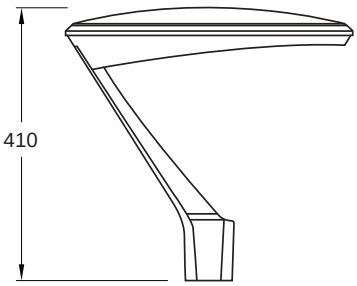

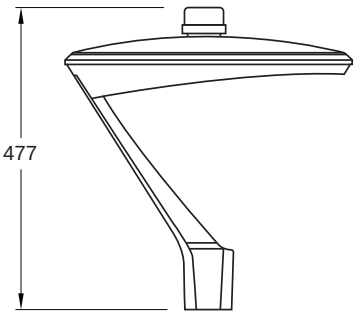

Bola

Landscape / Bollard

Features

Round body flat top, modern and contemporary design
Superior uniform illumination designed to enhance urban spaces with beautiful visual appearance
Available in 500mm or 900mm height
IK10 impact-resistant, IP66 waterproof rated
Type V or Type IV distribution
Includes anchor bolt mounting kit
Backlight control visor available

Applications

Architectural and landscape lighting
Path and walkways
Building entrances
Residential area
Public square

Options

0-10V / DALI dimming

Standards

Manufactured under ISO 9001:2015 to standards
IEC/AS/NZS 60598.1
IEC/AS/NZS 60598.2.1
IEC/AS/NZS CISPR 15

Mounting

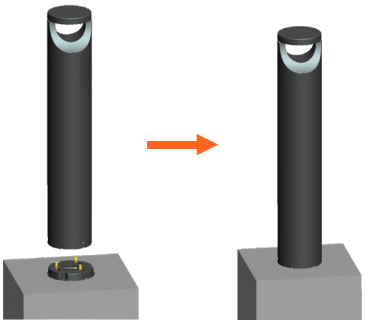

Mounting kit with anchor bolts

Bola

Landscape / Bollard

Product Code Key

Model	Power	Height	-	CRI & Colour Temp.	Dimming	Distribution Pattern
BAB	15 = 15W	50 = 500mm		R83 = CRI>80, 3000K	D07 = 0-10V	Z01 = Type V
	25 = 25W	90 = 900mm		R84 = CRI>80, 4000K	D10 = DALI	Z02 = Type IV
						Z03 = Type V
					omit for standard non dimmable	

e.g. BAB2590-R84Z01 = Bola BAB series, 25W, 900mm, CRI >80, 4000K, Type V distribution

Specifications

Model	BAB1550-xyz	BAB1590-xyz	BAB2550-xyz	BAB2590-xyz
Height (mm)	500	900	500	900
Nominal Power (W)	15	15	25	25
Input Voltage	100 - 240 VAC 50 / 60 Hz (Depends on driver)			
Luminaire Flux (lm)*	1127	1127	1846	1846
Luminaire Efficacy (lm/W)*	84	84	75	75
CRI	> 80			
Power Factor	> 0.90			
Colour Temp. (K)	3000 / 4000			
Distribution Pattern	Type V / Type IV			
Surge Protection	2kV line-line, 4kV line-earth (Depends on driver)			
Luminaire Rated Life (hrs)	50,000			
Operating Temp. (°C)	-30 to +50			
Weight (kg)	5.6	7.6	5.6	7.6

"x" denotes CRI & CCT, R83 = CRI>80, 3000K ; R84 = CRI>80, 4000K
"y" denotes Dimming, D07 = 0-10V ; D10 = DALI (omit code for standard non dimmable)
"z" denotes Distribution Pattern, Z01 = Type V ; Z02 = Type IV ; Z03 = Type V
*Specifications shown for 4000K, Type V (Z01)

Lighting Data

BAB1590-R84Z01 (Type V)

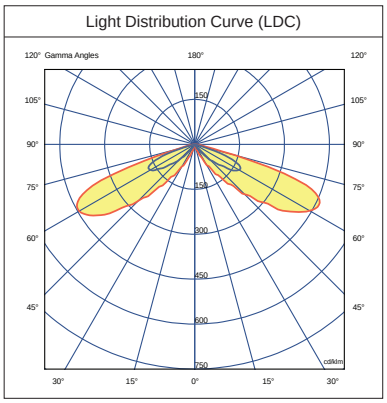

BAB1590-R84Z02 (Type IV)

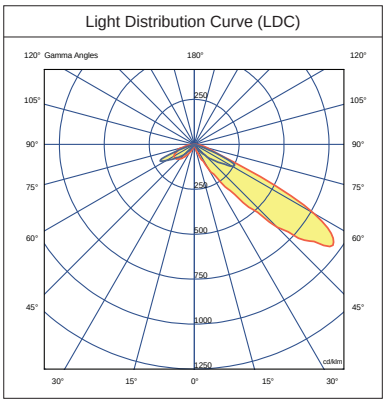

BAB1590-R84Z03 (Type V)

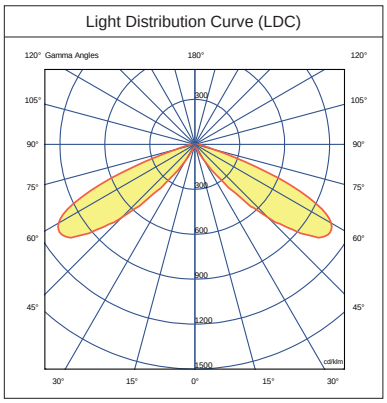

Landscape Lights

Bola

Landscape / Bollard

Dimensions

BAB1550 / BAB2550

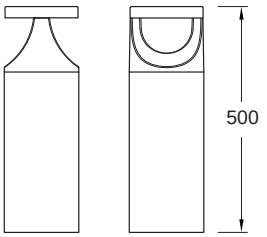

BAB1590 / BAB2590

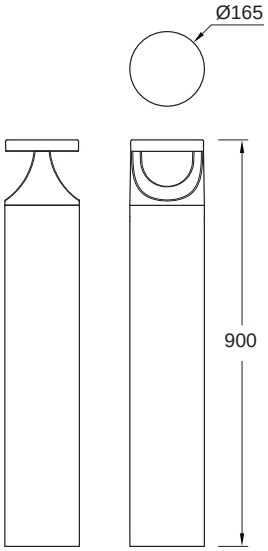

Accessories

Backlight control visor
To reduce backlight and avoid light trespass

Part Number:
- BABV5090

Junction box
Option for wiring

Part Number:
- BABJ5090

Kingston

Urban Lighting / LED Bollard

Features

Extruded aluminium body, die-cast aluminium top
UV resistant black powdercoat
Stainless steel hardware
Silicon gasket
4mm toughened glass diffuser
Integrated control gear
IP65 rating

Applications

Pathways
Gardens, parks
Hotels, motels
Apartment complexes
Landscaping projects

Standards

Manufactured under ISO 9001:2015 to standards
IEC/AS/NZS 60598.1
IEC/AS/NZS 60598.2.1
IEC/AS/NZS CISPR 15

Model No. Reference

Model	Profile	Reflector	Power	CCT	Colour	Dim's
BL	D = Dome top	F = Flat conical	12W = 12 W	3K = 3000K	03 = Black	15 = Ø150mm
	F = Flat top	L = Louvre	15W = 15 W	4K = 4000K	06 = Grey	
			20W = 20 W	5K = 5000K		
BLPOST	---	---	---	---		400 = 400mm
						800 = 800mm

E.g. **BLFL15W4K0315** + **BLPOST400** = Flat top louvred reflector 15W 4000K black Ø150mm 645 high

Specifications

Model	Power	Lumen Output	Efficacy	CRI	LED Life
BLxx12W4K	12 W	395 lm	33 lm/W	>80	30,000 hr @ L70
BLxx15W4K	15 W	493 lm	33 lm/W		
BLxx20W4K	20 W	899 lm	45 lm/W		

Dimensions

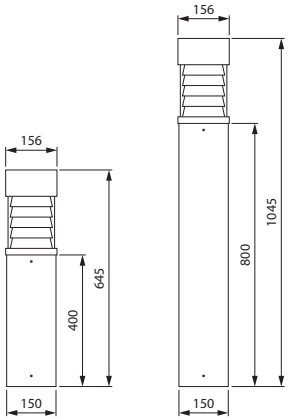

Indistrial Lighting

GLINOS

Industrial Lighting / Low Bay

Features

Aluminium / steel construction
Low energy consumption
Long life LEDs
High power factor
Light weight
Numerous mounting options (mounting accessory ordered separately)
– Surface Mount Box, Fascia Plate, Trunnion Bracket

Applications

Gas stations
Loading docks
Factories
Warehouses
Gymnasiums

Standards

Manufactured under ISO 9001:2015 to standards
IEC/AS/NZS 60598.1
IEC/AS/NZS 60598.2.5
IEC/AS/NZS CISPR 15

Mounting

Surface

Pendant

Plaster Recessed

T-Bar Recessed

Trunnion

IP 65 INDOOR OUTDOOR

GLINOS

Industrial Lighting / Low Bay

Specifications

Model	GSLR100WxK01BS	GSLR150WxK01BS	GSLR200WxK01BS
Nominal Power (W)	100	150	200
Input Voltage	200 – 305 VAC 50 / 60 Hz *		
Luminous Flux (lm)	12,030	18,680	23,140
Efficacy (lm/W)	122	128	116
CRI	≥ 80		
Power Factor	> 0.95		
Colour Temp. (K)	3000 / 4000 / 5000		
LED Life L70B50 (hr)	> 50,000		
Ambient Temp. ta (°C)	45		
Weight (kg)	3.5	3.5	4.0

* with default driver
"x" denotes CCT, 3 = 3000K ; 4 = 4000K ; 5 = 5000K

Lighting Data

GSL150W4K

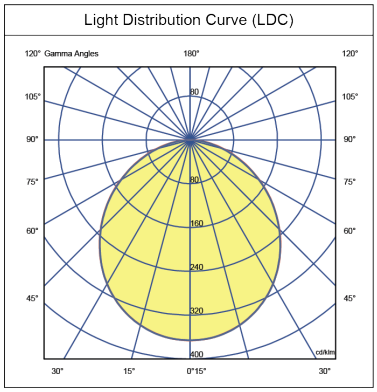

GSL200W4K

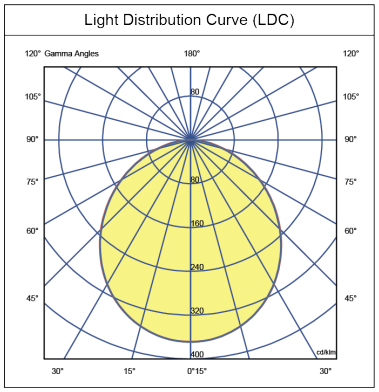

Bay Lights

GLINOS

Industrial Lighting / Low Bay

Dimensions (mm)

GSLR

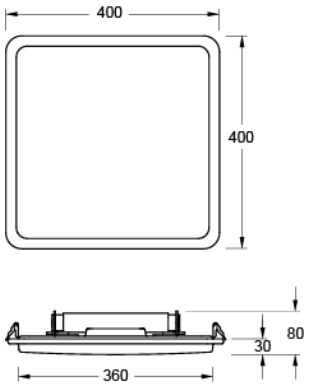

GSLSB

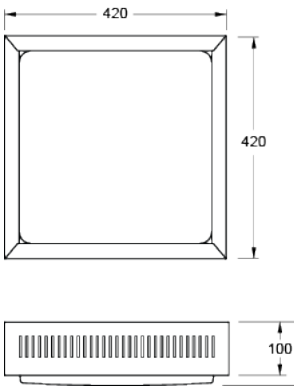

GSLFP

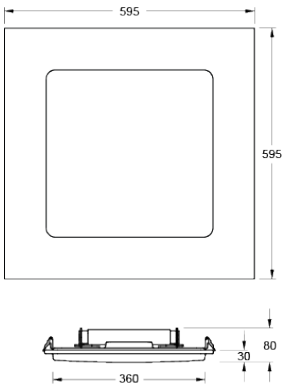

GSLY

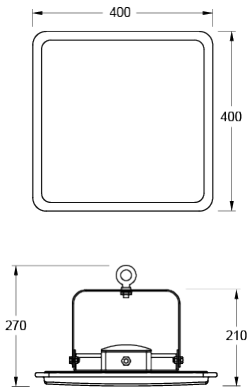

Utofia - UFS

Industrial Lighting / High Bay

Features

Robust Aluminium Alloy body in black powder coat finish
Plug-in sensor and base upgrade available
Built in 1-10V, PWM, Resistance 3-in-1 dimming driver
Unique heatsink design
High ambient temperature rating
Long lifetime: 50,000hrs @ L70B50
IP65 and IK07 rated
Instant start up (no flickering or humming)
Surface or pendant mounting (eye bolt supplied)

SENSOR READY

Applications

Factories, warehouses
Loading docks
Industrial plants
Sports, exhibition halls
Service bays

Options

Motion sensor with daylight detection
DALI dimming
High efficacy 170lm/W
White powder coat finish

Standards

Manufactured under ISO 9001:2015 to standards
IEC/AS/NZS 60598.1
IEC/AS/NZS 60598.2.1
IEC/AS/NZS CISPR 15

Mounting Methods



Pendant



Wall mounted

IK07 IP65 INDOOR OUTDOOR

Utofia - UFS

Industrial Lighting / High Bay

Product Code Key

Model	Power	Colour Temp.	Dimming	- Accessories *	Sensor base
UFS	80W = 80W 100W = 100W 120W = 120W 150W = 150W 200W = 200W 240W = 240W	3K = 3000K 4K = 4000K 5K = 5000K 6K = 5700K	D05 = 0/1-10V + PWM + Resistor (standard) D10 = DALI (optional)	K41 = Aluminium reflector K42 = PC refractor K43 = PC refractor + cover K51 = Wire Guard B90 = 90° lens B60 = 60° lens omit code if not applicable *Accessories may be sold separately	S00 = Non sensor base ready omit code for standard sensor base ready

e.g. UFS200W4KD05 = UFS series 200W 4000K with 0/1-10V + PWM + Resistor dimming, sensor base ready
UFS200H4KD05 = UFS series 200W High Efficacy 4000K with 0/1-10V + PWM + Resistor dimming, sensor base ready
*Replace W with H for High Efficacy model

Specifications

Model	UFS80WxKD05	UFS100WxKD05	UFS120WxKD05	UFS150WxKD05	UFS200WxKD05	UFS240WxKD05
Nominal Power (W)	80	100	120	150	200	240
Input Voltage	100 - 277 VAC 50 / 60 Hz					
Luminaire Flux (lm) *	12,705	15,870	18,840	23,530	31,810	37, 585
Luminaire Efficacy (lm/W) *	159	159	157	157	159	157
CRI	≥ 80					
Power Factor	> 0.90					
Beam Angle (°)	**110 (Default)** 60/90 (Optional)					
Colour Temp. (K)	3000 / 4000 / 5000 / 5700					
Luminaire Rated Life (hrs)	50,000hrs @ L70B50					
Operating Temp. (°C)	-40 to 50					
Operating Humidity	10% to 90% RH					
Inrush current, Ipeak (A)	100	100	130	130	130	130
Inrush width, Twidth (µs)	520	520	150	150	150	150
No of luminaire per 16A MCB Type B	15	12	10	8	6	5
Weight (kg)	2.7	2.7	2.7	2.7	3.9	3.9

"x" denotes CCT, 3 = 3000K ; 4 = 4000K ; 5 = 5000K ; 6 = 5700K
* Data based on 5000K CCT

Lighting Data

UFS120W5KD05 (110°)

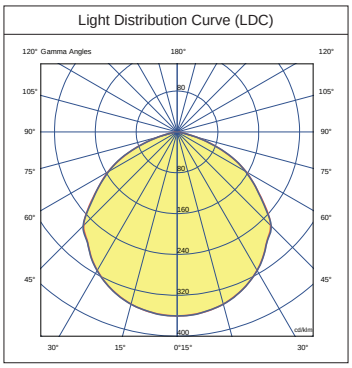

UFS150W5KD05 (110°)

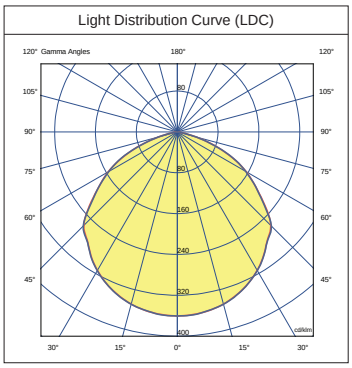

UFS240W5KD05 (110°)

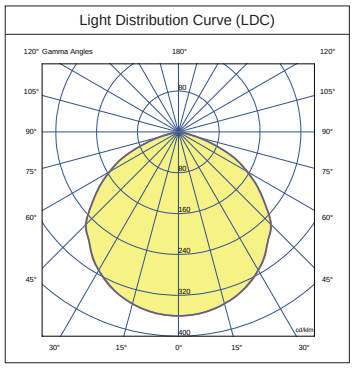

Bay Lights

Utofia - UFS

Industrial Lighting / High Bay

UFS100W4KD05-B90 (90°)

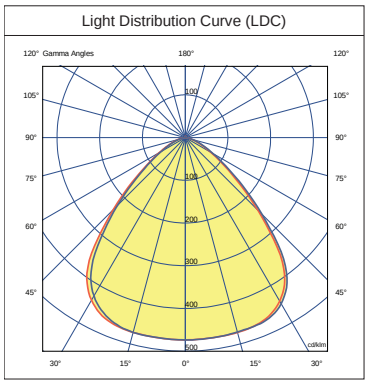

UFS200W4KD05-B90 (90°)

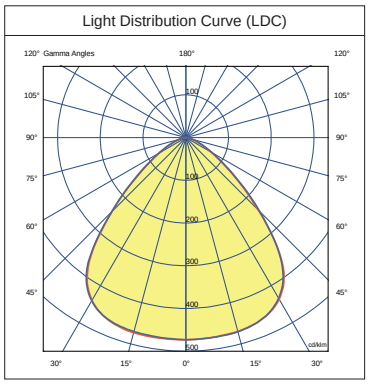

UFS240W4KD05-B90 (90°)

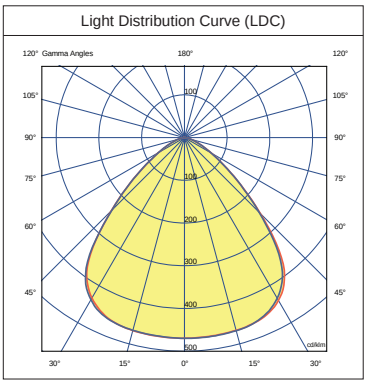

Dimensions

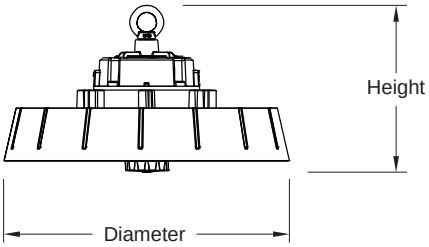

Model	Diameter (mm)	Height (mm)
UFS80WxKD05	Ø290	194
UFS100WxKD05	Ø290	194
UFS120WxKD05	Ø290	194
UFS150WxKD05	Ø290	194
UFS200WxKD05	Ø350	214
UFS240WxKD05	Ø350	214

Aluminium reflector

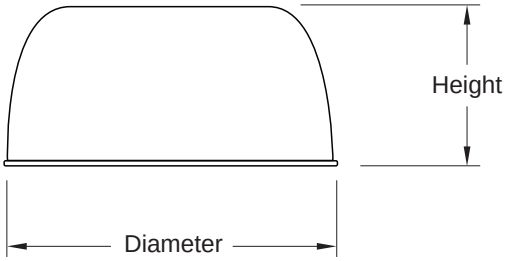

Model	Diameter (mm)	Height (mm)
UFSRFL290	Ø471	152
UFSRFL350	Ø526	152

PC refractor

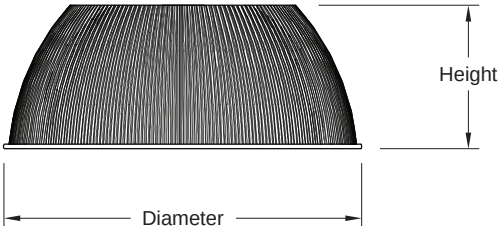

Model	Diameter (mm)	Height (mm)
UFSRFA290	Ø410	170
UFSRFA350	Ø410	202

Utofia - UFS

Industrial Lighting / High Bay

Accessories

Aluminium reflector (K41)
Part number
UFSRFL290 (80W - 150W)
UFSRFL350 (200W - 240W)

PC refractor (K42)
Part number
UFSRFA290 (80W - 150W)
UFSRFA350 (200W - 240W)

PC refractor + conical cover with ring (K43)
Part number
UFSRFACC (80W - 240W)

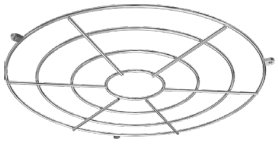

Wire Guard (K51)
Part number
UFSWG290 (80W - 150W)
UFSWG350 (200W - 240W)

90° lens (B90)
Part number
UFSL9D290 (80W - 150W)
UFSL9D350 (200W - 240W)

60° lens (B60)
Part number
UFSL6D290 (80W - 150W)
UFSL6D350 (200W - 240W)

Trunnion arm
Part number
UFSTR290 (80W - 150W)
UFSTR350 (200W - 240W)

Motion Sensor
Part number
UFSMS

Safety cable
Part number
UFSSC

Remote Control
Part number
UFSRC

UTOFIA UFP

Industrial Lighting / High Bay

Features

75,000hr rated lifetime
Robust die-cast aluminium construction
Stylish slim profile body
Polycarbonate optical cover
High lumen efficacy - up to 190lm/W
Available in a range of wattages and colour temperatures
Sensor ready - complete with Zhaga based receptacle
0-10V dimmable
IP65 and IK08 rated
5 years warranty as standard

110° with sensor installed

Applications

Warehouses
Manufacturing facilities
Sports halls

60° sensor ready version

Options

Motion & daylight sensor
0-10V dimmable
60° beam angle

Standards

Manufactured under ISO 9001:2015 to standards
IEC/AS/NZS 60598.1
IEC/AS/NZS 60598.2.1
IEC/AS/NZS CISPR 15

Mounting

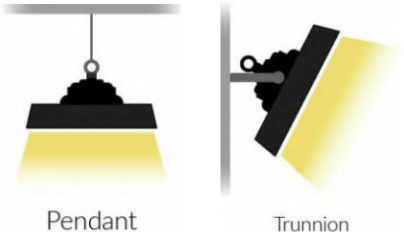

OPTIONAL SENSOR READY IP65 IK08 INDOOR

UTOFIA UFP

Industrial Lighting / High Bay

Product Code Key

Model	Power	–	CRI & Colour Temp.	Beam Angle (°)	Dimming
UFP	**85** = 85W		**R84** = CRI>80, 4000K	**B60**= Beam angle 60°	**D05** = 0-10v + PWM + Resistor
	110 = 110W		**R85** = CRI>80, 5000K	(110° Standard)	
	160 = 160W			Omit for standard (110°) option	
	200 = 200W				

e.g. UFP85-R84D05 = UFP series 85W CRI>80, 4000K, 110°, 0-10v + PWM + Resistor dimming

Specifications

Model	UFP85-xyD05	UFP110-xyD05	UFP160-xyD05	UFP200-xyD05
Input Voltage (V)	220-240			
Nominal Power (W)	85	110	160	200
Power Factor	>0.9			
Luminaire Flux (lm)	16150	20900	30400	38000
Luminaire Efficacy (lm/W)	190			
CRI (Ra)	≥ 80			
CCT (K)	4000/5000			
SDCM	≤5			
Luminaire Rated Life (hr)	> 75,000 @ L70B50			
Operating Temp. (°C)	-30 to 50			
Surge Protection	10kA			
IP Rating	IP65			
IK Rating	IK08 (110°) / IK10 (60°)			
Body Colour	Black			
Beam Angle (°)	60° (110° as default)			
Weight (kg)	5.1	5.4	5.4	5.4

"x" denotes CRI & CCT, R84 = CRI>80, 4000K ; R85 = CRI>80, 5000K
"y" denotes Beam Angle, B60 = 60°

UTOFIA UFP

Industrial Lighting / High Bay

Dimensions (mm)

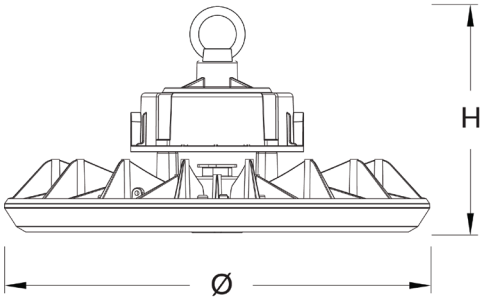

Model	Dimension (Ø x H) (mm)
UFP85	Ø280 x 170
UFP110	Ø320 x 170
UFP160	Ø360 x 170
UFP200	Ø400 x 170

*120mm without eyebolt

Lighting Data

UFP110-R84B60D05

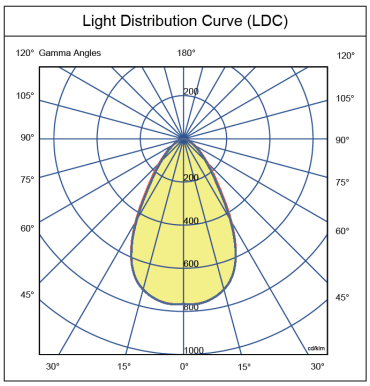

UFP110-R84D05

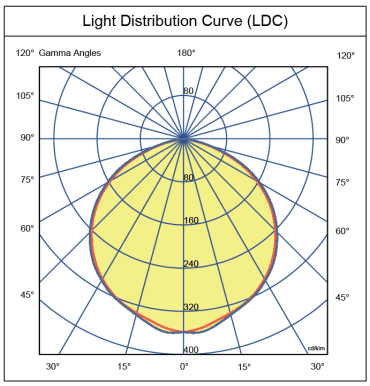

UTOFIA UFP

Industrial Lighting / High Bay

Accessories

Remote Control for Sensor

Part Number: SW-R0210-00

Sensor

Part Number: MC079DRCZ



Trunnion Arm

Part Number: UFPTRS (Small) and UFPTRL (Large)

Dimension (mm): 136 x 38 x 173.5/ 193.5

UFPTRS (for 85W)

UFPTRL (for 110W & 160W & 200W)



Emergency Lighting

KWIK-E2

Emergency Lighting / Exit Light

An LED box exit sign suitable for ceiling and wall mounting. KWIK-E2 offers a stylish polycarbonate body and acrylic diffuser profile, integral emergency control gear with a long-life Lithium battery and a 2-hour discharge duration. A quarter-turn fastener and slide-on control gear housing allow for quick and easy installation. KWIK-E2 is compliant to AS/NZS 2293 emergency lighting standards with a viewing distance of 24 meters.

Features

Versatile mounting
- Ceiling
- Wall

Emergency classification C0: D2.5 / C90: D2.0
Viewing distance 24m
Acrylic diffuser with all running man pictogram variations included
LiFePO4 battery
2 hr emergency duration
Quick install system
3-year warranty (inc. battery)

Slide-on control gear housing

Applications

Offices
Shopping centres, retail outlets
Healthcare facilities
Auditoriums, lecture theatres, schools
Motels, hotels

Options

Auto-test version

Standards

Manufactured to the following standards:
IEC/AS/NZS 60598.1
IEC/AS/NZS 60598.2.1
AS/NZS 2293.3
IEC/AS/NZS CISPR 15

Mounting Methods

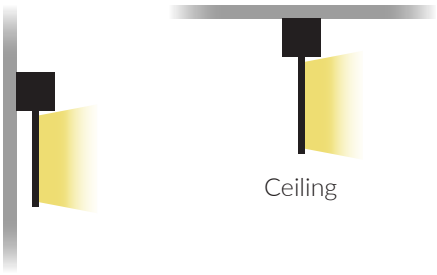

Ceiling

Wall

KWIK-E2

Emergency Lighting / Exit Light

Specifications

Model	KWIK-E2LI
Nominal Power (w)	1
Input Voltage	220 - 240 VAC 50 / 60 Hz
Charge Duration (hr)	16
Discharge Duration (hr)	2
Battery	LiFePO4 3.2 V 600 mAh
Viewing Distance (m)	24
Classification (C0/C90)	D2.5 / D2.0
Test Mode	Manual
Protection Class	II
Operating Temp. (°C)	0 to +45

(Add "AT" for auto-test model - KWIK-E2LIAT. Lead time and minimum order quantity will apply)

Dimensions

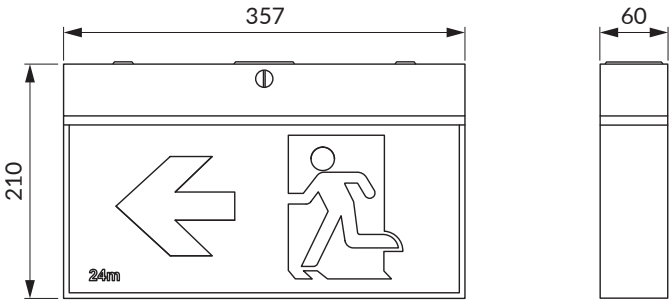

Included Pictograms

Emergency Classification

Mounting Height (m)			2.1	2.4	2.7	3.0	3.3	3.6	4.0	4.5	5.0	6.0	7.0	8.0	9.0	10.0	15.0
Classification		spacing between luminaires (m)															
Plane C0	D2.5	L	5.8	5.8	5.7	5.6	5.3										
Plane C90	D2.0	L	5.2	5.1	5.0	4.7											
Classification		spacing between luminaire & wall (m)															
Plane C0	D2.5	W	2.9	2.9	2.85	2.8	2.65										
Plane C90	D2.0	W	2.6	2.55	2.5	2.35											
Based on AS/NZS2293.1-2018 (minimum 0.2 lux)																	

KWIK-X2

Emergency Lighting / Exit Light

An all-in-one LED blade exit sign suitable for ceiling, wall and recessed mounting. KWIK-X2 offers a stylish polycarbonate body and acrylic diffuser profile, integral emergency control gear with a long-life Lithium battery and a 2-hour discharge duration. A quarter-turn fastener and slide-on control gear housing allow for quick and easy installation. KWIK-X2 is compliant to AS/NZS 2293 emergency lighting standards with a viewing distance of 24 meters.

Recessed mount (with supplied trim)

Surface mount (without supplied trim)

Features

Versatile mounting

- Ceiling
- Wall
- Recessed

Emergency classification C0: D1.25 / C90: D2.0
Viewing distance 24m
Acrylic diffuser with all running man pictogram variations included
LiFePO4 battery
2 hr emergency duration
Quick install system
3-year warranty (inc. battery)

Applications

Offices
Shopping centres, retail outlets
Healthcare facilities
Auditoriums, lecture theatres, schools Motels, hotels

Options

Auto-test version

Standards

Manufactured to the following standards: IEC/AS/NZS 60598.1
IEC/AS/NZS 60598.2.1
IEC/AS/NZS 60598.2.2
AS/NZS 2293.3
IEC/AS/NZS CISPR 15

Mounting Methods

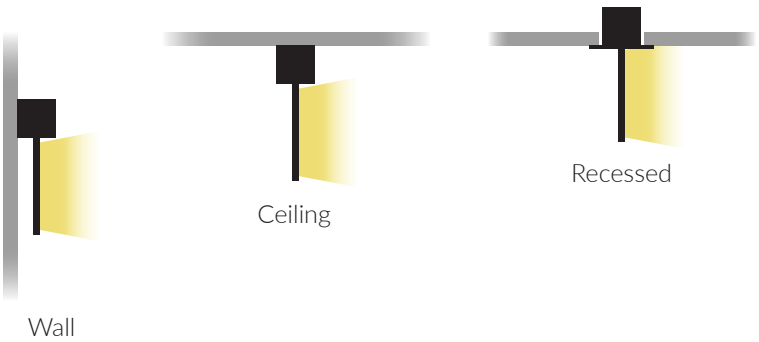

KWIK-X2

Emergency Lighting / Exit Light

Specifications

Model	KWIK-X2LI
Nominal Power (w)	1
Input Voltage	220 - 240 VAC 50 / 60 Hz
Charge Duration (hr)	16
Discharge Duration (hr)	2
Battery	LiFePO4 3.2 V 600 mAh
Viewing Distance (m)	24
Classification (C0/C90)	D1.25 / D2.0
Test Mode	Manual
Protection Class	II
Operating Temp. (°C)	0 to +45

(Add "AT" for auto-test model - KWIK-X2LIAT. Lead time and minimum order quantity will apply)

Dimensions

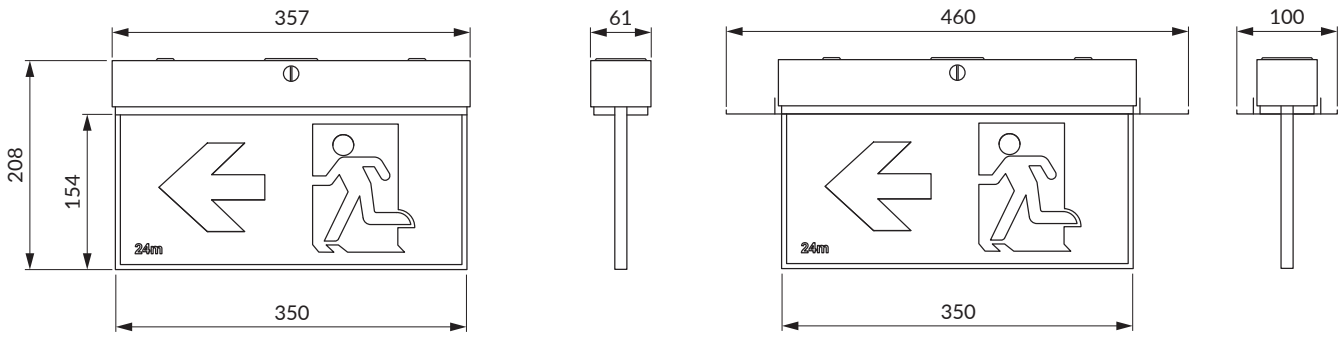

Surface mount

Recessed mount

Included Pictograms

Emergency Classification

Mounting Height (m)			2.1	2.4	2.7	3.0	3.3	3.6	4.0	4.5	5.0	6.0	7.0	8.0	9.0	10.0	15.0
Classification		spacing between luminaires (m)															
Plane C0	D1.25	L	3.9	3.7													
Plane C90	D2.0	L	5.2	5.1	5.0	4.7											
Classification		spacing between luminaire & wall (m)															
Plane C0	D1.25	W	1.95	1.85													
Plane C90	D2.0	W	2.6	2.55	2.5	2.35											
Based on AS/NZS2293.1-2018 (minimum 0.2 lux)																	

KWIK-SPOT

Emergency Lighting / Emergency Light

A compact, light weight and powerful non-maintained LED emergency light suitable for wall mounting. KWIK-SPOT offers two individually adjustable light sources, integral emergency control gear with a long-life Lithium-Ion battery and a 2-hr discharge duration. KWIK-SPOT is compliant to AS/NZS 2293 emergency lighting standards.

Features

Wall mounting
Individually adjustable light sources
LiFePO4 battery
2 hr emergency duration
Short circuit / over-voltage protection
Quick and easy installation
3-year warranty (inc. battery)



Applications

Offices
Shopping centres, retail outlets
Healthcare facilities
Motels, hotels
Domestic environments (indoor)

Options

Auto-test version

Standards

Manufactured to the following standards:
IEC/AS/NZS 60598.1
IEC/AS/NZS 60598.2
AS/NZS 2293.3
IEC/AS/NZS CISPR 15

Mounting Methods

Wall

IP 20 INDOOR

KWIK-SPOT

Emergency Lighting / Emergency Light

Specifications

Model	KWIK-SPOTLI
Nominal Power (W)	4
Input Voltage	220 - 240 VAC 50 / 60 Hz
Charge Duration (hr)	24
Discharge Duration (hr)	2
Battery	Li-Ion 3.7 V 4400 mAh
Luminous Flux (lm)	406
Colour Temp. (K)	5000
CRI	>70
Test Mode	Manual
Protection Class	II
Operating Temp. (ºC)	0 to +45

(Add "AT" for auto-test model - KWIK-SPOTLIAT. Lead time and minimum order quantity will apply)

Lighting Data

Light Distribution Curve (LDC)

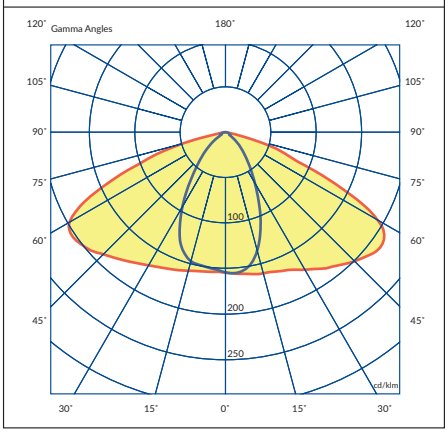

Dimensions

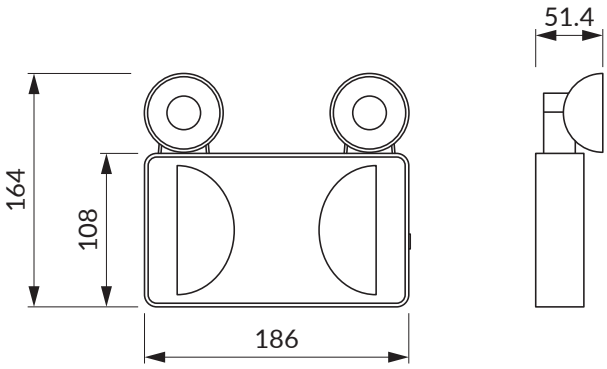

Sirius - SRE2

Emergency Lighting / Emergency Light

Features

Non-maintained emergency light
Recessed ceiling mount
All-in-one charger / battery module
3 hr emergency duration
Intelligent charge / discharge
Micro-charge indicator and test button
Emergency classification C0 / C90: D32
1.2m flex & plug
Optional IP65 rated surface mount box

Applications

Offices, workplaces
Commercial and retail outlets
Healthcare and medical facilities
Educational institutes
Domestic environments

Standards

Manufactured to the following standards:
IEC/AS/NZS 60598.1
IEC/AS/NZS 60598.2.1
IEC/AS/NZS 60598.2.2
IEC/AS/NZS 60598.2.22
AS/NZS 2293.3
IEC/AS/NZS CISPR 15

Mounting Methods

Sirius - SRE2

Emergency Lighting / Emergency Light

Specifications

Model	SRE2LI
Operational Mode	Non-maintained
Nominal Power (W)	2.0
Input Voltage	220 - 240 VAC 50/60 Hz
Charge Duration (hr)	16
Discharge Duration (hr)	3.0
Battery	LiFePO4 3.2 V 1500 mAh
Luminous Flux (lm)	185
Colour Temp. (K)	5700
CRI	>70
Test Mode	Manual
Classification (C0/C90)	D32
Operating Temp. (ŒC)	0 to +40

Lighting Data

Light Distribution Curve (LDC)

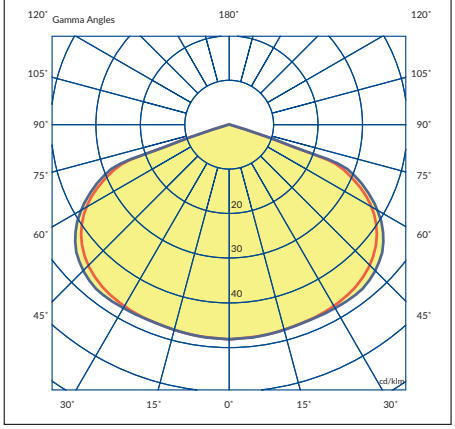

Emergency Classification

Mounting Height (m)			2.1	2.4	2.7	3.0	3.3	3.6	4.0	4.5	5.0	6.0	7.0	8.0	9.0	10.0	15.0
Classification		spacing between luminaires (m)															
Plane C0	D32	L	11.5	13.2	14.8	16.5	17.6	18.0	18.5	19.0	19.5	20.1	20.5	20.7	20.6	20.3	
Classification		spacing between luminaire & wall (m)															
Plane C0	D32	W	5.75	6.6	7.4	8.25	8.8	9.0	9.25	9.5	9.75	10.05	10.25	10.35	10.3	10.15	
Based on AS/NZS2293.1-2018 (minimum 0.2 lux)																	

Dimensions

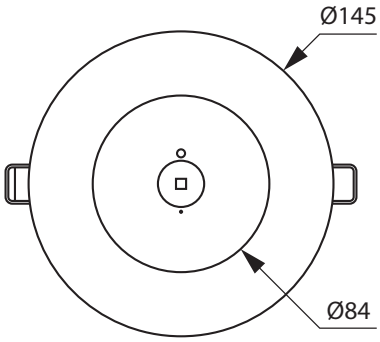

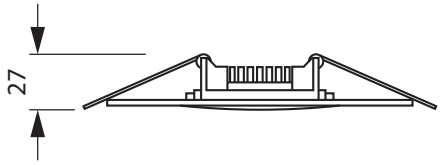

cutout Ø76 - 130 mm

Sirius - SRS

Emergency Lighting / Emergency Light

A non-maintained LED emergency evacuation light suitable for ceiling mounting. Sirius comes in a compact, neat and simple design with integral emergency control gear and a long-life Lithium battery offering a 2-hour discharge duration. SRS carries a D63 classification and is compliant to AS/NZS 2293 emergency lighting standards.

Features

Ceiling mount
Round lens for general area lighting
LiFePO4 battery
2 hr emergency duration
Short circuit / over-voltage protection
Emergency classification C0/C90: D63
Quick-release tabs for easy assembly and installation
3-year warranty (inc. battery)



Applications

Offices
Shopping centres, retail outlets
Healthcare facilities
Motels, hotels
Domestic environments

Options

Auto-test version

Standards

Manufactured to the following standards:
IEC/AS/NZS 60598.1
IEC/AS/NZS 60598.2.1
AS/NZS 2293.3
IEC/AS/NZS CISPR 15

Mounting Methods

Ceiling

IP 20 INDOOR

Sirius - SRS

Emergency Lighting / Emergency Light

Specifications

Model	SRS-2LID63
Nominal Power (w)	2.0
Input Voltage	200 - 240 VAC 50 / 60 Hz
Charge Duration (hr)	24
Discharge Duration (hr)	2
Battery	LiFePO4 6.4 V 600 mAh
Luminous Flux (lm)	318
Colour Temp. (K)	5000
CRI	>70
Test Mode	Manual
Classification (C0/C90)	D63
Protection Class	II
Operating Temp. (ºC)	0 to +45

(Add "AT" for auto-test model - SRS-2LID63AT. Lead time and minimum order quantity will apply)

Lighting Data

Light Distribution Curve (LDC)

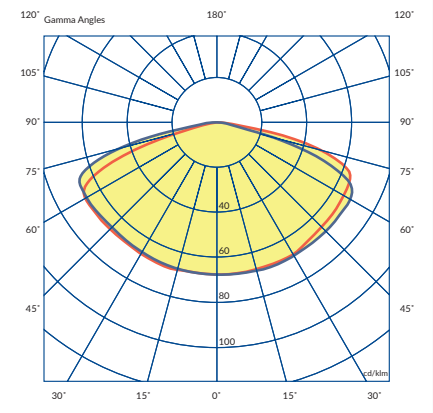

Dimensions

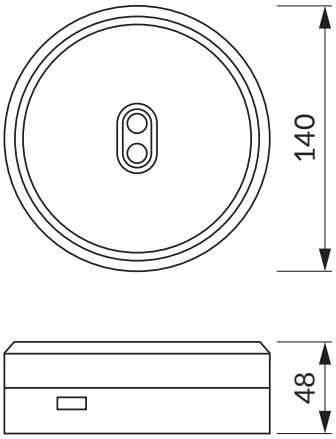

Emergency Classification

Mounting Height (m)			2.1	2.4	2.7	3.0	3.3	3.6	4.0	4.5	5.0	6.0	7.0	8.0	9.0	10.0	15.0
Classification		spacing between luminaires (m)															
Plane C0	D63	L	11.5	13.2	14.8	16.5	18.1	19.8	22.0	24.5	25.2	26.4	27.3	28.0	28.5	28.8	27.9
Classification		spacing between luminaire & wall (m)															
Plane C0	D63	W	5.75	6.6	7.4	8.25	9.05	9.9	11.0	12.25	12.6	13.2	13.65	14.0	14.25	14.4	13.95
Based on AS/NZS2293.1-2018 (minimum 0.2 lux)																	

Ascella CT EM

Emergency Lighting / Batten

Features

Switchable colour temperature (3000K+4000K+6500K)
Slim and wide body models
PMMA opalised diffuser
Chassis and accessory metal surfaces treated & degreased, finished in a white polyester-epoxy powdercoat and baked for unprecedented protection and the highest quality finish
Energy efficient electronic control gear
Rechargeable Lithium LiFeP04 battery
Knockouts for in-line mounting
Single point emergency
Quick and easy installation

Applications

Commercial buildings
Offices
Schools
Hotels / motels
Showrooms / galleries

Options

Microwave sensor (Motion + Daylight + ON/OFF)

Standards

Manufactured under ISO 9001:2015 to standards
IEC/AS/NZS 60598.1
IEC/AS/NZS 60598.2.1
IEC/AS/NZS 60598.2.22
AS/NZS 2293.3
IEC/AS/NZS CISPR 15

Mounting Methods

Surface mounted

IP 20 INDOOR

Ascella CT EM

Emergency Lighting / Batten

Specifications

Model	ACS420CTEM	ACS435CTEM	ACS550CTEM	ACW220CTEM	ACW420CTEM	ACW435CTEM	ACW550CTEM
Operation	Maintained						
Nominal Power (W)	20	35	50	20	20	35	50
Input Voltage	220 - 240 VAC 50 / 60 Hz						
Luminous Flux (lm)*	650	660	640	560	610	610	610
Efficacy (lm/W)*	32	18	12	28	30	17	12
CRI	≥ 80						
Power Factor	> 0.90						
CCT Switchable (K)	3000 + 4000 + 6500						
Beam Angle (°)	100						
Luminaire Rated Life (hrs)	30,000						
Ambient Temp. *ta* (°C)	35						
Classification (C0/C90)	D100/D40	D100/D40	D80/D40	D80/D50	D80/D63	D80/D63	D80/D63
Weight (kg)	1.5	1.5	1.8	1.2	2.0	2.0	2.6

*Specifications shown for 3000K
For Microwave Sensor (Motion + Daylight + ON/OFF) option, add S26 code at the back of model number. E.g. ACS420CTEMS26

LED Emergency Kit Specifications

Parameter	Technical Data
Power Consumption	5W maximum and 1W standby
Emergency Output	4W (constant)
Voltage	15V
Current	260mA
Emergency Duration	2 hours
Recharge Time	24 hours
Battery	6.4V 3.0Ah
Battery Type	Lithium LiFeP04
L1 Load Capacity	200W maximum input
Operating Temperature	0-50°C

Lighting Data

ACS435CTEM (3000K)

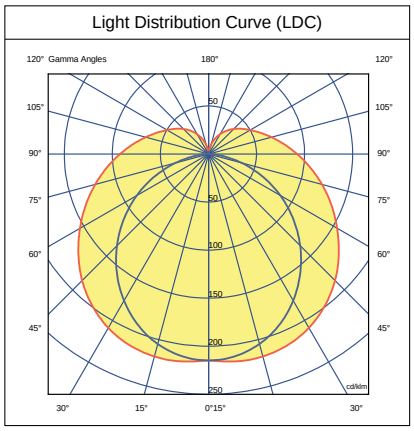

ACW435CTEM (3000K)

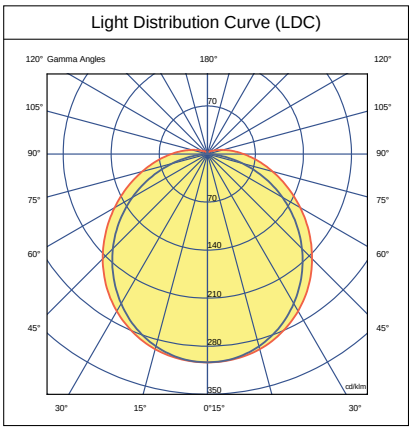

Ascella CT EM

Emergency Lighting / Batten

Dimensions

ACS

ACS420CTEM / ACS435CTEM



ACS550CTEM



ACW

ACW220CTEM

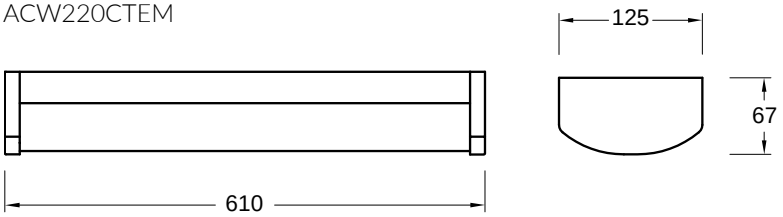

ACW420CTEM / ACW435CTEM



ACW550CTEM



Ascella CT EM

Emergency Lighting / Batten

Spacings

Classification D100/D40

Mounting Height (m)			2.1	2.4	2.7	3.0	3.3	3.6	4.0	4.5	5.0	6.0	7.0	8.0	9.0	10.0	15.0	20.0
Classification			spacing between luminaires (m)															
Plane C0	D100	L	22.7	23.7	24.6	25.5	26.3	27.0	27.9	28.9	29.8	31.4	32.7	33.7	34.6	35.3	36.5	34.5
Plane C90	D40	L	16.7	17.4	18.0	18.6	19.1	19.6	20.1	20.8	21.3	22.1	22.7	23.0	23.1	23.1	19.4	
Classification			spacing between luminaire & wall (m)															
Plane C0	D100	W	11.3	11.8	12.3	12.7	13.1	13.5	13.9	14.4	14.9	15.7	16.3	16.8	17.3	17.6	18.2	17.2
Plane C90	D40	W	8.3	8.7	9.0	9.3	9.5	9.8	10.0	10.4	10.6	11.0	11.3	11.5	11.5	11.5	9.7	
Based on AS2293.1-2005 (minimum 0.2 lux)																		

Classification D80/D63

Mounting Height (m)			2.1	2.4	2.7	3.0	3.3	3.6	4.0	4.5	5.0	6.0	7.0	8.0	9.0	10.0	15.0	20.0
Classification			spacing between luminaires (m)															
Plane C0	D80	L	21.1	22.0	22.8	23.6	24.3	25.0	25.8	26.7	27.5	28.9	30.0	30.9	31.6	32.1	32.4	28.9
Plane C90	D63	L	19.4	20.3	21.1	21.8	22.4	23.0	23.7	24.5	25.2	26.4	27.4	28.1	28.6	28.9	28.0	22.5
Classification			spacing between luminaire & wall (m)															
Plane C0	D80	W	10.5	11.0	11.4	11.8	12.1	12.5	12.9	13.3	13.7	14.4	15	15.4	15.8	16	16.2	14.4
Plane C90	D63	W	9.7	10.1	10.5	10.9	11.2	11.5	11.8	12.2	12.6	13.2	13.7	14.0	14.3	14.4	14.0	11.2
Based on AS2293.1-2005 (minimum 0.2 lux)																		

Classification D80/D50

Mounting Height (m)			2.1	2.4	2.7	3.0	3.3	3.6	4.0	4.5	5.0	6.0	7.0	8.0	9.0	10.0	15.0	20.0
Classification			spacing between luminaires (m)															
Plane C0	D80	L	21.1	22.0	22.8	23.6	24.3	25.0	25.8	26.7	27.5	28.9	30.0	30.9	31.6	32.1	32.4	28.9
Plane C90	D50	L	18.0	18.7	19.4	20.1	20.7	21.2	21.8	22.5	23.2	24.2	24.9	25.4	25.7	25.9	23.7	15.2
Classification			spacing between luminaire & wall (m)															
Plane C0	D80	W	10.5	11	11.4	11.8	12.1	12.5	12.9	13.3	13.7	14.4	15	15.4	15.8	16	16.2	14.4
Plane C90	D50	W	9.0	9.3	9.7	10.0	10.3	10.6	10.9	11.2	11.6	12.1	12.4	12.7	12.8	12.9	11.8	
Based on AS2293.1-2005 (minimum 0.2 lux)																		

Classification D80/D40

Mounting Height (m)			2.1	2.4	2.7	3.0	3.3	3.6	4.0	4.5	5.0	6.0	7.0	8.0	9.0	10.0	15.0	20.0
Classification			spacing between luminaires (m)															
Plane C0	D80	L	21.1	22.0	22.8	23.6	24.3	25.0	25.8	26.7	27.5	28.9	30.0	30.9	31.6	32.1	32.4	28.9
Plane C90	D40	L	16.7	17.4	18.0	18.6	19.1	19.6	20.1	20.8	21.3	22.1	22.7	23.0	23.1	23.1	19.4	
Classification			spacing between luminaire & wall (m)															
Plane C0	D80	W	10.5	11	11.4	11.8	12.1	12.5	12.9	13.3	13.7	14.4	15	15.4	15.8	16	16.2	14.4
Plane C90	D40	W	8.3	8.7	9.0	9.3	9.5	9.8	10.0	10.4	10.6	11.0	11.3	11.5	11.5	11.5	9.7	
Based on AS2293.1-2005 (minimum 0.2 lux)																		

Balmoral

Emergency Lighting / Batten

Features
4 adjustable power settings (20W-25W-30W-40W)
Switchable CCT (3000K + 4000K + 6500K)
Slim body design with opalised polycarbonate diffuser
End Cap Slider for easy diffuser release and installation
Large terminals for wiring convenience
Integrated maintained emergency system
Test switch and charge indicator
Suitable for surface & suspension mounting

Applications
Storerooms
Schools
Residential
Hotels, motels
Retail outlets
Corridors, walkways

Options
Microwave sensor

Standards
Manufactured under ISO 9001:2015 to standards
IEC/AS/NZS 60598.1
IEC/AS/NZS 60598.2.1
IEC/AS/NZS 60598.2.22
AS/NZS2293.3
IEC/AS/NZS CISPR 15

Mounting Methods

Surface mounted

Suspension

Balmoral

Emergency Lighting / Batten

Product Code Key

Model	Switchable Power	Switchable CCT	Emergency	Sensor
BM	2040 = 20W-40W (20W + 25W + 30W + 40W)	CTP (3000K + 4000K + 6500K)	E01 = Maintained	S26 = Microwave sensor (Motion, Daylight, On/Off) (omit if not required)

E.g. BM2040CTP-E01S26 = Balmoral series, switchable power, switchable CCT, maintained emergency, sensor

Specifications

Model	BM2040CTP-E01 (standard mode)				BM2040CTP-E01 (emergency mode)
Length (mm)	1200				1200
Input Voltage	220 - 240 VAC 50/60 Hz				220 - 240 VAC 50/60 Hz
Power Switchable (W)	20	25	30	40	4.27
Luminaire Flux (lm)*	2394	3132	3810	4519	637
Luminaire Efficacy (lm/W)*	129	121	124	119	149
CCT Switchable (K)	3000K + 4000K + 6500K				4000
CRI	> 80				> 80
Power Factor	> 0.95				> 0.95
Luminaire Rated Life (hr)	50,000				50,000
Operating Temp (°C)	-20 to +40				-20 to +40
Weight (kg)	2.00				2.00

* Specifications shown for 4000K

Emergency Specifications

Parameter	Technical Data
Battery	6.4 V, 3200 mAh
Battery Type	LiFePO4
Emergency Duration (hr)	> 3
Recharge Time (hr)	16
Classification	C0: D63 / C90: D50

Lighting Data

BM2040CTP-E01 (standard mode)

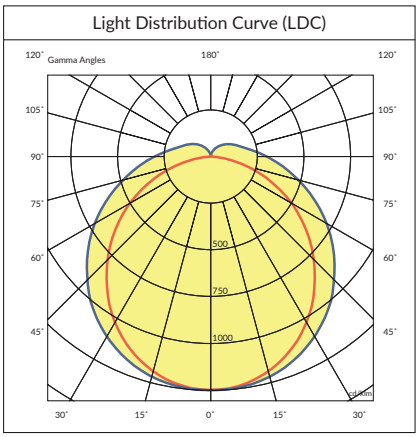

BM2040CTP-E01 (emergency mode)

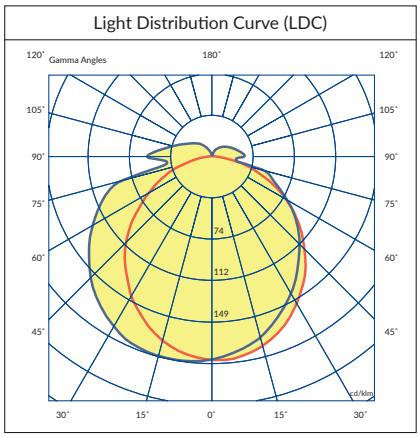

Balmoral

Emergency Lighting / Batten

Emergency Classifications

Mounting Height (m)			2.1	2.4	2.7	3.0	3.3	3.6	4.0	4.5	5.0	6.0	7.0	8.0	9.0	10.0	15.0
Classification		spacing between luminaires (m)															
Plane C0	D63	L	11.5	13.2	14.8	16.5	18.1	19.8	22.0	24.5	25.2	26.4	27.3	28.0	28.5	28.8	27.9
Plane C90	D50	L	11.5	13.2	14.8	16.5	18.1	19.8	21.8	22.5	23.1	24.1	24.9	25.4	25.7	25.8	23.6
Classification		spacing between luminaire & wall (m)															
Plane C0	D63	W	5.75	6.6	7.4	8.25	9.05	9.9	11.0	12.25	12.6	13.2	13.65	14.0	14.25	14.4	13.95
Plane C90	D50	W	5.75	6.6	7.4	8.25	9.05	9.9	10.9	11.25	11.55	12.05	12.45	12.7	12.85	12.9	11.8
Based on AS/NZS2293.1-2018 (minimum 0.2 lux)																	

Dimensions

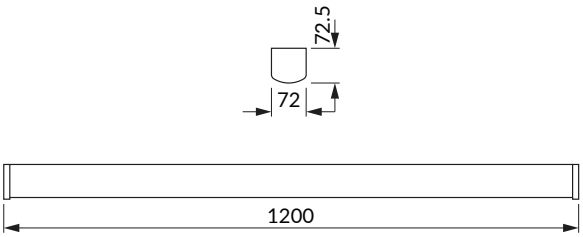

Wyplash - WPB

Emergency Lighting / Weatherproof Batten

Features

4 adjustable power settings (20W-25W-30W-40W)
Switchable CCT (3000K + 4000K + 6500K)
Polycarbonate body with opalised polycarbonate diffuser
Stainless steel clips
Stainless steel mounting brackets
Integrated maintained emergency system
Test switch and charge indicator
Suitable for surface & suspension mounting
Emergency classification C0: D80 / C90: D50
IP65 and IK08 rated

Applications

Factories
Warehouses
Car parks
Security areas
Corridors, walkways

Options

Microwave sensor

Standards

Manufactured under ISO 9001:2015 to standards
IEC/AS/NZS 60598.1
IEC/AS/NZS 60598.2.1
IEC/AS/NZS 60598.2.22
AS/NZS2293.3
IEC/AS/NZS CISPR 15

Mounting Methods

Surface mounted

Suspension

Wyplash - WPB

Emergency Lighting / Weatherproof Batten

Product Code Key

Model	Switchable Power	Switchable CCT	Emergency	Sensor
WPB	2040 = 20W-40W (20W + 25W + 30W + 40W)	CTP (3000K + 4000K + 6500K)	E1 = Maintained	S26 = Microwave sensor (Motion, Daylight, On/Off) (omit if not required)

E.g. WPB2040CTP-E1S26 = Wyplash WPB series, switchable power, switchable CCT, maintained emergency, sensor

Specifications

Model	WPB2040CTP-E1 (standard mode)			
Input Voltage	220 - 240 VAC 50/60 Hz			
Power Switchable (W)	20	25	30	40
Luminaire Flux (lm)*	2600	3600	4200	4900
Luminaire Efficacy (lm/W)*	130	128	124	123
CCT Switchable (K)	3000K + 4000K + 6500K			
CRI	> 80			
Power Factor	> 0.90			
Luminaire Rated Life (hr)	50,000			
Operating Temp (°C)	-20 to +40			
Weight (kg)	2.00			

* Specifications shown for 4000K

Emergency Specifications

Parameter	Technical Data
Luminaire Flux (lm)*	648
Battery	6.4 V, 3200 mAh
Battery Type	LiFePO4
Emergency Duration (hr)	2
Recharge Time (hr)	24
Classification	C0: D80 / C90: D50

Wyplash - WPB

Emergency Lighting / Weatherproof Batten

Lighting Data

WPB2040CTP-E1 (standard mode)

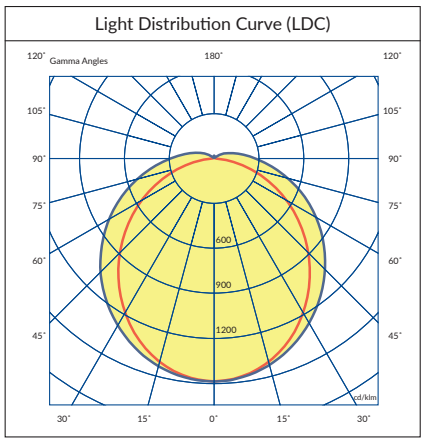

WPB2040CTP-E1 (emergency mode)

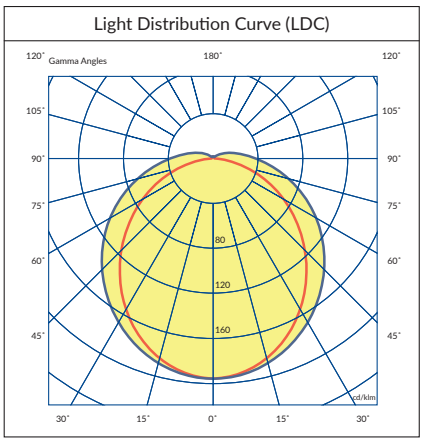

Emergency Classifications

Mounting Height (m)			2.1	2.4	2.7	3.0	3.3	3.6	4.0	4.5	5.0	6.0	7.0	8.0	9.0	10.0	15.0
Classification		spacing between luminaires (m)															
2Plane C0	D80	L	11.5	13.2	14.8	16.5	18.1	19.8	22.0	24.7	27.5	28.9	30.0	30.9	31.5	32.1	32.3
Plane C90	D50	L	11.5	13.2	14.8	16.5	18.1	19.8	21.8	22.5	23.1	24.1	24.9	25.4	25.7	25.8	23.6
Classification		spacing between luminaire & wall (m)															
Plane C0	D80	W	5.75	6.6	7.4	8.25	9.05	9.9	11.0	12.35	13.75	14.45	15.0	15.45	15.75	16.05	16.15
Plane C90	D50	W	5.75	6.6	7.4	8.25	9.05	9.9	10.9	11.25	11.55	12.05	12.45	12.7	12.85	12.9	11.8
Based on AS/NZS2293.1-2018 (minimum 0.2 lux)																	

Dimensions

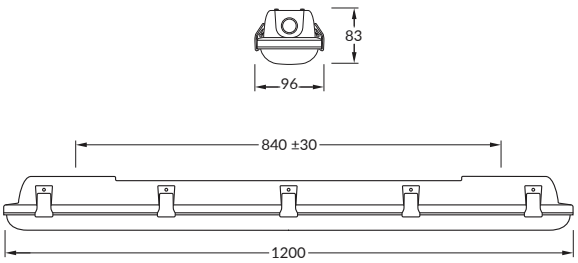

Wyplash - WPUT

Emergency Lighting / Weatherproof Batten

Features
Wide body design, 600mm and 1200mm
Robust polycarbonate body and opalised diffuser
Stainless steel clips
Stainless steel mounting brackets
SELV compliant
Integrated maintained emergency system
Test switch and charge indicator
Suitable for surface & suspension mounting
Emergency classifications C0: D63 / C90: D32
IP65 and IK08 rated

Applications
Factories, warehouses
General outdoor applications
Car parks
Public amenities
Corridors, stairwells

Options
DALI dimming
Microwave sensor

Standards
Manufactured under ISO 9001:2015 to standards
IEC/AS/NZS 60598.1
IEC/AS/NZS 60598.2.1
IEC/AS/NZS 60598.2.22
AS/NZS2293.3
IEC/AS/NZS CISPR 15

Mounting Methods

Surface mounted

Suspension

OPTIONAL IP65 IK08 OPTIONAL OUTDOOR INDOOR SELV

Wyplash - WPUT

Emergency Lighting / Weatherproof Batten

Product Code Key

Model	Length (nom.)	Power	CRI & CCT	Emergency*	Sensor*
WPUT	2 = 600mm 4 = 1200mm	20 = 18W 35 = 35W	R84 = CRI >80, 4000K R85 = CRI >80, 5000K	E01 = Maintained (omit if not required)	S25 = Microwave sensor (Motion, Daylight, Dimming, On / Off) (omit if not required)

E.g. WPUT435-R84E1S25 = Wyplash WPUT series 1200mm 35W CRI 80 4000K, maintained emergency and sensor
* Note: WPUT emergency / sensor / emergency + sensor are not available in DALI2

Specifications

Model	WPUT220-R85 (standard mode)	WPUT420-R85 (standard mode)	WPUT435-R85 (standard mode)
Length (mm)	600	1200	1200
Power	18	18	35
Input Voltage		220 - 240 VAC 50/60 Hz	
Luminaire Flux (lm)*	2160	2160	4200
Luminaire Efficacy (lm/W)*	120	120	120
CCT (K)		4000 / 5000	
CRI		> 80	
Power Factor		> 0.90	
Luminaire Rated Life (hr)		50,000	
Operating Temp (°C)		-20 to +35	
Weight (kg)	1.6	2.6	2.6

* Specifications shown for 5000K

Emergency Specifications

Parameter	WPUT220-R85	WPUT420-R85	WPUT435-R85
Luminaire Flux (lm)	329	320	320
Battery		6.4 V, 1600 mAh	
Battery Type		LiFePO4	
Emergency Duration (hr)		2	
Recharge Time (hr)		24	
Classification		C0: D63 / C90: D32	

Emergency specifications shall be the same for both emergency and emergency + sensor models

Wyplash - WPUT

Emergency Lighting / Weatherproof Batten

Lighting Data

WPUT435-R85E01 (standard mode)

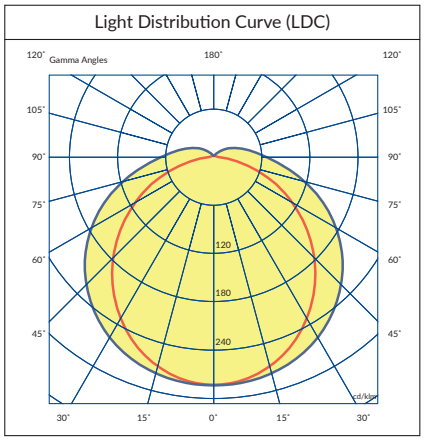

WPUT435-R85E01 (emergency mode)

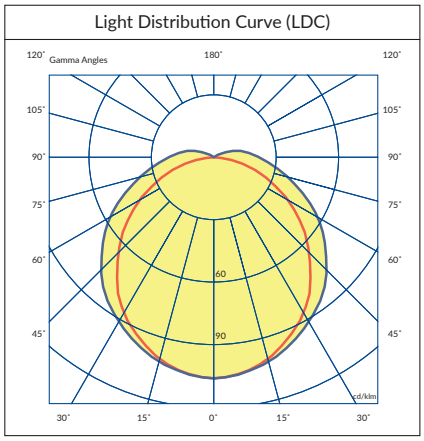

Emergency Classifications

WPUT435-R85E01

Mounting Height (m)			2.1	2.4	2.7	3.0	3.3	3.6	4.0	4.5	5.0	6.0	7.0	8.0	9.0	10.0	15.0
Classification		spacing between luminaires (m)															
Plane C0	D63	L	11.5	13.2	14.8	16.5	18.1	19.8	22.0	24.5	25.2	26.4	27.3	28.0	28.5	28.8	27.9
Plane C90	D32	L	11.5	13.2	14.8	16.5	17.6	18.0	18.5	19.0	19.5	20.1	20.5	20.7	20.6	20.3	
Classification		spacing between luminaire & wall (m)															
Plane C0	D63	W	5.75	6.6	7.4	8.25	9.05	9.9	11.0	12.25	12.6	13.2	13.65	14.0	14.25	14.4	13.95
Plane C90	D32	W	5.75	6.6	7.4	8.25	8.8	9.0	9.25	9.5	9.75	10.05	10.25	10.35	10.3	10.15	
Based on AS/NZS2293.1-2018 (minimum 0.2 lux)																	

Dimensions

WPUT220

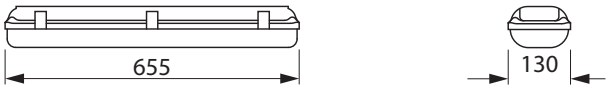

WPUT420 / WPUT435

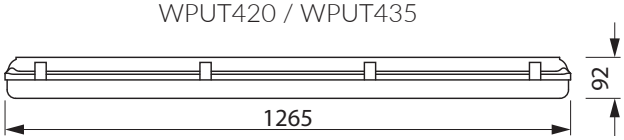

Wynyard - WYN

Emergency Lighting / Weatherproof Batten

Features
Die-cast marine grade aluminium body
Frosted high-impact polycarbonate diffuser
Security screws
One-piece gasket
Dual cable entry
L70 50,000hr (ta 40° C)
Energy efficient control gear
Emergency classification C0: D63 / C90: D32
IP66 & IK10 rated

Applications
Prisons
Security areas
Subways
Railway stations
Undercover car parks

Options
Ceiling mount bracket
45° bracket
Single pipe-mount bracket kit
Universal bracket
Night light
DALI dimmable

Standards
Manufactured under ISO 9001:2015 to standards
IEC/AS/NZS 60598.1
IEC/AS/NZS 60598.2.1
IEC/AS/NZS 60598.2.22
AS/NZS2293.3
IEC/AS/NZS CISPR 15

Mounting Methods

Surface mounted

IP 66 IK10 OPTIONAL OUTDOOR INDOOR

Wynyard - WYN

Emergency Lighting / Weatherproof Batten

Product Code Key

Model	Length	Power	CRI / CCT	Emergency
WYN	2 = 700mm	20 = 24W	R83 = CRI >80, 3000K	E01 = Maintained emergency
	4 = 1310mm	45 = 46W	R84 = CRI >80, 4000K	
			R87 = CRI >80, 6500K	

E.g. WYN445-R84E01 = Wynyard WYN series, 1310mm 45W CRI >80 4000K maintained emergency

Specifications

Model	WYN220-R84E01 (standard mode)	WYN445-R84E01 (standard mode)
Length (mm)	700	1310
Input Voltage	90 - 240 VAC 50/60 Hz	
Power (W)	24	46
Luminaire Flux (lm)*	2426	5514
Luminaire Efficacy (lm/W)*	101	120
CCT (K)	3000K / 4000K / 6500K	
CRI	> 80	
Power Factor	> 0.95	
Luminaire Rated Life (hr)	50,000	
Operating Temp (°C)	-25 to +40	
Weight (kg)	2.4	4.6

* Specifications shown for 4000K

Emergency Specifications

Parameter	WYN220-R84E01	WYN445-R84E01
Luminaire Flux (lm)	388	402
Battery	6.4 V, 1500 mAh	
Battery Type	LiFePO4	
Emergency Duration (hr)	2	
Recharge Time (hr)	24	
Classification	C0: D63 / C90: D32	

Dimensions

WYN220

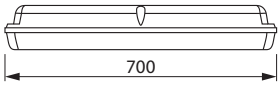

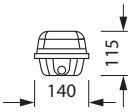

WYN445

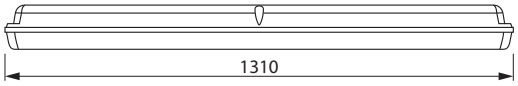

Wynyard - WYN

Emergency Lighting / Weatherproof Batten

Lighting Data

WYN220-R84E01 (standard mode)

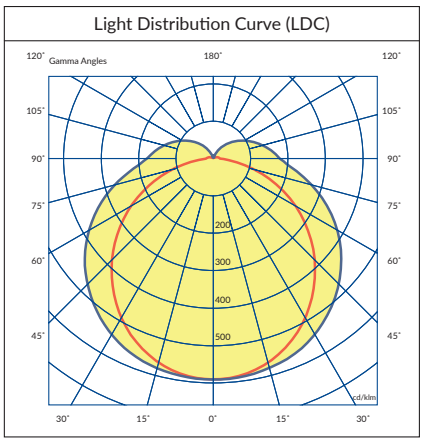

WYN220-R84E01 (emergency mode)

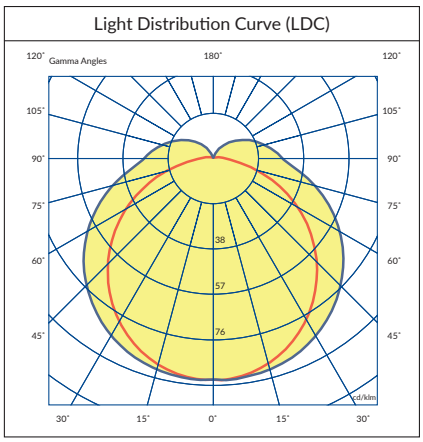

WYN445-R84E01 (standard mode)

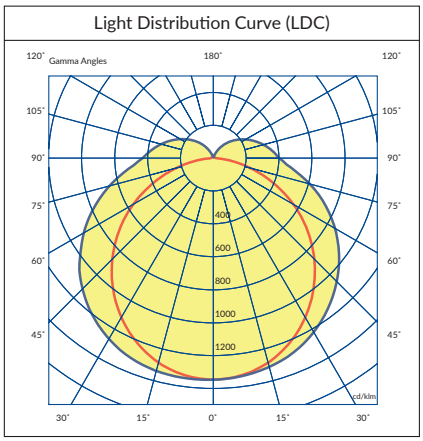

WYN445-R84E01 (emergency mode)

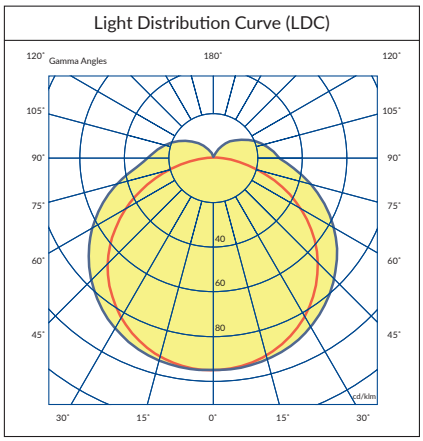

Emergency Classifications

Mounting Height (m)			2.1	2.4	2.7	3.0	3.3	3.6	4.0	4.5	5.0	6.0	7.0	8.0	9.0	10.0	15.0
Classification		spacing between luminaires (m)															
Plane C0	D63	L	11.5	13.2	14.8	16.5	18.1	19.8	22.0	24.5	25.2	26.4	27.3	28.0	28.5	28.8	27.9
Plane C90	D32	L	11.5	13.2	14.8	16.5	17.6	18.0	18.5	19.0	19.5	20.1	20.5	20.7	20.6	20.3	
Classification		spacing between luminaire & wall (m)															
Plane C0	D63	W	5.75	6.6	7.4	8.25	9.05	9.9	11.0	12.25	12.6	13.2	13.65	14.0	14.25	14.4	13.95
Plane C90	D32	W	5.75	6.6	7.4	8.25	8.8	9.0	9.25	9.5	9.75	10.05	10.25	10.35	10.3	10.15	
Based on AS/NZS2293.1-2018 (minimum 0.2 lux)																	

Wynyard - WYNS

Emergency Lighting / Weatherproof Batten

Features

Slim body design
Die-cast marine grade aluminium body
Frosted high-impact polycarbonate diffuser
Security screws
One-piece gasket
Dual cable entry
L70 50,000hr (ta 40^0 C)
Energy efficient control gear
Emergency classification WYNS220 - C0: D50 / C90: D32
WYNS435 - C0: D50 / C90: D40
IP66 & IK10 rated

Applications

Prisons
Security areas
Subways
Railway stations
Undercover car parks

Options

Ceiling mount bracket
45^0 bracket
Single pipe-mount bracket kit
Universal bracket
Night light
DALI dimmable

Standards

Manufactured under ISO 9001:2015 to standards
IEC/AS/NZS 60598.1
IEC/AS/NZS 60598.2.1
IEC/AS/NZS 60598.2.22
AS/NZS2293.3
IEC/AS/NZS CISPR 15

Mounting Methods

Surface mounted

IP 66 IK10 OPTIONAL OUTDOOR INDOOR

Wynyard - WYNS

Emergency Lighting / Weatherproof Batten

Product Code Key

Model	Length	Power	CRI / CCT	Emergency
WYNS	2 = 695mm	20 = 24W	R83 = CRI >80, 3000K	E01 = Maintained emergency
	4 = 1305mm	35 = 35W	R84 = CRI >80, 4000K	
			R87 = CRI >80, 6500K	

E.g. WYN435-R84E01 = Wynyard WYN series, 1305mm 35W CRI >80 4000K maintained emergency

Specifications

Model	WYNS220-R84E01 (standard mode)	WYNS435-R84E01 (standard mode)
Length (mm)	695	1305
Input Voltage	90 - 240 VAC 50/60 Hz	
Power (W)	24	35
Luminaire Flux (lm)*	2313	4073
Luminaire Efficacy (lm/W)*	96	116
CCT (K)	3000K / 4000K / 6500K	
CRI	> 80	
Power Factor	> 0.95	
Luminaire Rated Life (hr)	50,000	
Operating Temp (°C)	-25 to +40	
Weight (kg)	2.8	5.2

* Specifications shown for 4000K

Emergency Specifications

Parameter	WYNS220-R84E01	WYNS435-R84E01
Luminaire Flux (lm)	382	399
Battery	6.4 V, 1500 mAh	
Battery Type	LiFePO4	
Emergency Duration (hr)	2	
Recharge Time (hr)	24	
Classification	C0: D50 / C90: D32	C0: D50 / C90: D40

Lighting Data

WYNS220-R84E01 (standard mode)

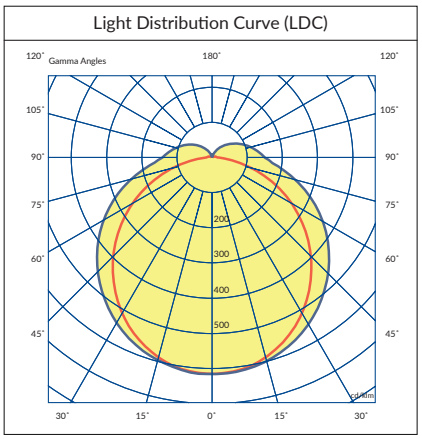

WYNS220-R84E01 (emergency mode)

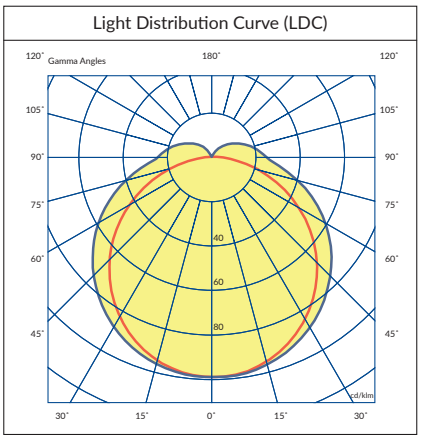

Wynyard - WYNS

Emergency Lighting / Weatherproof Batten

WYNS435-R84E01 (standard mode)

Light Distribution Curve (LDC)

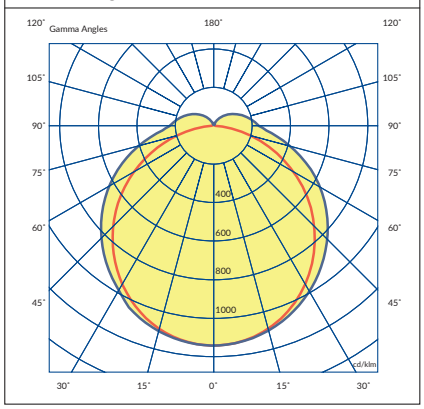

WYNS435-R84E01 (emergency mode)

Light Distribution Curve (LDC)

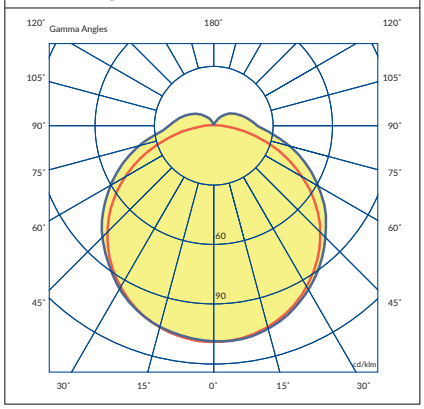

Emergency Classifications

WYN220-R84E01

Mounting Height (m)			2.1	2.4	2.7	3.0	3.3	3.6	4.0	4.5	5.0	6.0	7.0	8.0	9.0	10.0	15.0
Classification		spacing between luminaires (m)															
Plane C0	D50	L	11.5	13.2	14.8	16.5	18.1	19.8	21.8	22.5	23.1	24.1	24.9	25.4	25.7	25.8	23.6
Plane C90	D32	L	11.5	13.2	14.8	16.5	17.6	18.0	18.5	19.0	19.5	20.1	20.5	20.7	20.6	20.3	
Classification		spacing between luminaire & wall (m)															
Plane C0	D50	W	5.75	6.6	7.4	8.25	9.05	9.9	10.9	11.25	11.55	12.05	12.45	12.7	12.85	12.9	11.8
Plane C90	D32	W	5.75	6.6	7.4	8.25	8.8	9.0	9.25	9.5	9.75	10.05	10.25	10.35	10.3	10.15	
Based on AS/NZS2293.1-2018 (minimum 0.2 lux)																	

WYN435-R84E01

Mounting Height (m)			2.1	2.4	2.7	3.0	3.3	3.6	4.0	4.5	5.0	6.0	7.0	8.0	9.0	10.0	15.0
Classification		spacing between luminaires (m)															
Plane C0	D50	L	11.5	13.2	14.8	16.5	18.1	19.8	21.8	22.5	23.1	24.1	24.9	25.4	25.7	25.8	23.6
Plane C90	D40	L	11.5	13.2	14.8	16.5	18.1	19.5	20.1	20.7	21.2	22.1	22.6	23.0	23.1	23.0	
Classification		spacing between luminaire & wall (m)															
Plane C0	D50	W	5.75	6.6	7.4	8.25	9.05	9.9	10.9	11.25	11.55	12.05	12.45	12.7	12.85	12.9	11.8
Plane C90	D40	W	5.75	6.6	7.4	8.25	9.05	9.75	10.05	10.35	10.6	11.05	11.3	11.5	11.55	11.5	
Based on AS/NZS2293.1-2018 (minimum 0.2 lux)																	

Dimensions

WYNS220

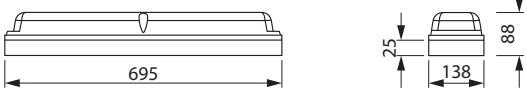

WYNS435

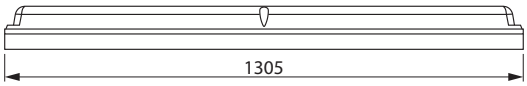

Fact Sheets

IP Rating

The Ingress Protection (IP) Rating classifies the degree of protection provided against the intrusion of foreign bodies such as solid objects, dust and / or water by mechanical casings and electrical enclosures.

The AS/NZS60598.1 standard ("Section 9: Resistance to Dust, Solid Objects and Moisture") provides requirements and tests to determine the Ingress Protection (IP) rating of a luminiare, including electrical cable entry and exit points and their ultimate termination, as well as an outline of the apparatus required to perform these tests.

Two digits indicate conformity with the conditions defined in the standard and are summarised in the tables below. Where there is no protection rating with regard to one of the criteria, that criteria is indicated by the letter "X."

For example, an electrical socket rated IP22 is protected against insertion of fingers and will not be damaged or become unsafe during a specified test in which it is exposed to vertically or nearly vertically dripping water. Another example is that of a cellular phone rated at IP58 and marketed as "dust resistant" and can be "immersed in 1.5 m of fresh water for up to 30 minutes." It should be noted that the ratings for liquid ingress are not cumulative beyond IPX6. That is to say, a device that is IPX7 compliant (immersion in water) is not necessarily compliant with IPX6 or IPX5 (exposure to water jets.) However, if the device is in fact compliant with both sets of conditions, then both IP ratings should be indicated. E.g. "IP66 & IP67."

Solid Particle Protection			
Level	Protection		Effective Against . . .
0	None		No protection against contact and ingress of objects
1	Solid Object-proof > 50 mm		Any large surface of the body, such as the back of the hand, but no protection against deliberate contact with a body part
2	Solid Object-proof > 12.5 mm		Fingers or similar objects
3	Solid Object-proof > 2.5 mm	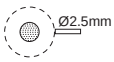	Tools, thick wires, etc
4	Solid Object-proof > 1 mm	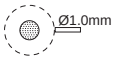	Most wires, screws, etc
5	Dust-proof		Dust must not enter in such quantity as to interfere with the satisfactory operation of the equipment; complete protection against contact
6	Dust-tight	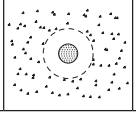	No ingress of dust; complete protection against contact

Liquid Ingress Protection			
Level	Protection		Testing For . . .
0	None		n/a
1	Drip-proof		Dripping water (vertically falling drops) shall have no harmful effect
2	Drip-proof		Vertically dripping water shall have no harmful effect when the enclosure is tilted at an angle of up to 15° from its normal position
3	Rain-proof	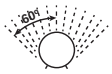	Water falling as a spray at any angle of up to 60° from the vertical shall have no harmful effect
4	Splash-proof		Water splashing against the enclosure from any direction shall have no harmful effect
5	Jet-proof	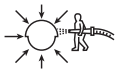	Water projected by a nozzle (6.3 mm) against enclosure from any direction shall have no harmful effect
6	Powerful Jet-proof	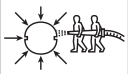	Water projected in powerful jets (12.5 mm nozzle) against enclosure from any direction shall have no harmful effect
7	Water-tight		Ingress of water in harmful quantity shall not be possible when the enclosure is immersed in water under defined conditions of pressure and time (up to 1 m of submersion)
8	Pressure Water-tight	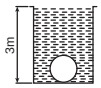	Continuous immersion in water as specified by the manufacturer. Normally hermetically sealed but can mean water can enter but only such that it produces no harmful effects

IK Rating

The Impact Protection (IK) Rating is an international numeric classification* that determines the degrees of protection provided by enclosures for electrical equipment against external mechanical impacts. It provides a means of specifying the capacity of an enclosure to protect its contents from such impacts.

The standard specifies the way enclosures should be mounted when tests are carried out, the atmospheric conditions that should prevail, the number of impacts (5) and their even distribution, and the size, style, materials, dimensions, etc. of the various types of hammers designed to produce the energy levels required.

** see IEC62262 & IEC60068-2-75*

IK Rating System		
Level	Protection	Impact
00	Not Protected	Not Protected
01	0.14 joules impact	Equivalent to impact of 0.25 kg mass dropped from 56 mm above impacted surface
02	0.20 joules impact	Equivalent to impact of 0.25 kg mass dropped from 80 mm above impacted surface
03	0.35 joules impact	Equivalent to impact of 0.25 kg mass dropped from 140 mm above impacted surface
04	0.50 joules impact	Equivalent to impact of 0.25 kg mass dropped from 200 mm above impacted surface
05	0.70 joules impact	Equivalent to impact of 0.25 kg mass dropped from 280 mm above impacted surface
06	1.0 joules impact	Equivalent to impact of 0.25 kg mass dropped from 400 mm above impacted surface
07	2.0 joules impact	Equivalent to impact of 0.50 kg mass dropped from 400 mm above impacted surface
08	5.0 joules impact	Equivalent to impact of 1.7 kg mass dropped from 300 mm above impacted surface
09	10.0 joules impact	Equivalent to impact of 5.0 kg mass dropped from 200 mm above impacted surface
10	20.0 joules impact	Equivalent to impact of 5.0 kg mass dropped from 400 mm above impacted surface

Emergency Classifications

The AS/NZS 2293 set of standards ("Emergency Lighting & Exit Signs for Buildings") determines requirements for:

AS/NZS 2293.1	System Design, Installation and Operation
AS/NZS 2293.2	Routine Service and Maintenance
AS/NZS 2293.3	Emergency Luminaires and Exit Signs

The aim of the standard(s) is to provide guidance with regards the design, installation and maintenance of emergency and exit luminaires such that there is an acceptable level of illumination (0.2 lux at floor level) to facilitate safe evacuation from the designated area.

Emergency and exit luminaires are tested and classified within a range of classes (A to E) according to their performance. Luminaires may have one, two or even three classifications depending on the number and / or orientation of the light sources, and the construction / layout of the luminaire. For example, a luminaire may be designated C0: D160 and C90: D10.

AS/NZS 2293.1 includes tables (table E1 through table E5) showing the maximum spacings permissable between luminaires for classification types A to E with respect to a minimum floor-level illumination of 0.2 lux for a series of designated mounting heights. These tables can be used to determine not only the layout of luminaires within a given area but also the minimum number required in order to comply with emergency and building regulations.

Mounting Height (m)			2.1	2.4	2.7	3.0	3.3	3.6	4.0	4.5	5.0	6.0	7.0	8.0	9.0	10.0	15.0
Classification		spacing between luminaires (m)															
Plane C0	D160	L	11.5	13.2	14.8	16.5	18.1	19.8	22.0	24.7	27.5	33.0	38.5	40.2	41.4	42.5	45.7
Plane C90	D10	L	10.2	10.5	10.8	11.0	11.2	11.4	11.5	11.5	11.5	11.1	10.3				
Classification		spacing between luminaire & wall (m)															
Plane C0	D160	W	5.75	6.6	7.4	8.25	9.05	9.9	11.0	12.35	13.75	16.5	19.25	20.1	20.7	21.25	22.85
Plane C90	D10	W	5.1	5.25	5.4	5.5	5.6	5.7	5.75	5.75	5.75	5.55	5.15				
Based on AS/NZS2293.1-2018 (minimum 0.2 lux)																	

Example of a spacing-to-mounting-height table. The first two shaded rows show the maximum distances between luminaires for both C0 and C90 planes, while the second pair shows the maximum distances between the outer-most luminaires of a group and the adjacent wall (being half of that distance between luminaires.)

The alphabetical component of an emergency classification is expressed in the form of letters A, B, C, D and E and defines the general shape of the intensity distribution curve, as shown adjacent.

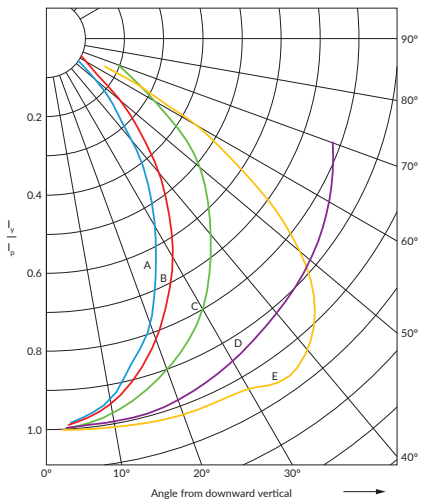

Given below is a set of formulae by which the luminous intensity (I_p) may be calculated relative to the assigned luminous intensity I_o) in the sub-vertical.

Class A emergency luminaires: $I_p = I_o \cos^4 \gamma$ (for $\gamma < 70°$)

Class B emergency luminaires: $I_p = I_o \cos^3 \gamma$ (for $\gamma \leq 70°$)

Class C emergency luminaires: $I_p = I_o \cos^{1.5} \gamma$ (for $\gamma \leq 70°$)

Class D emergency luminaires: $I_p = I_o (2+\cos \gamma) /3$ (for $\gamma \leq 70°$)

Class E emergency luminaires: $I_p = I_o (1+(0.04 \gamma /30))$ (for $\gamma \leq 30°$)
$I_p = 1.07 I_o \cos 2.6 (\gamma - 35)$ (for $\gamma \leq 30° \leq 65$)

Numbers used in classification tables are based on the R10 series of preferred numbers, as described in AS/NZS2752, and run as follows:

1.0	1.25	1.6	2.0	2.5	3.2	4.0	5.0	6.3	8.0	10.0

This series can be moved up or down by decades. E.g. 0.1, 0.125 . . . or 10, 12.5 . . .

The actual number that relates to the sub-vertical intensity value is an assigned number within the R10 series. This number must be equal to or less than the actual luminous intensity in the sub-vertical direction. There are two reasons for this:

1. The actual I_o sub-vertical intensity value has a negligible effect on the calculation
2. The shape of the polar curve in the upper regions (60° to 90°) is much more influential than the I_o value.

Dimming

Phase Dimming

Leading-Edge: Leading-edge dimmers are the most common dimming control. They are simpler than trailing-edge and were originally developed to dim incandescent and halogen lamps, as well as constant-current dimmable LED drivers. Many existing leading-edge dimmer switches have a relatively high minimum load, which often rules out their use with LED lighting.

Trailing-Edge: Trailing-edge dimmers incorporate additional technology and features. A dedicated trailing-edge dimmer gives very stable control of light fittings which makes them better suited to LED lighting.

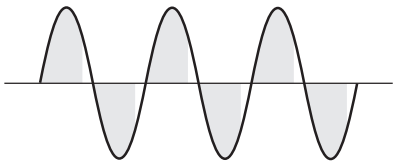

Analogue Dimming

0 - 10 V: A 0 - 10 V dimmer sends a low voltage DC signal to a light fitting, where the light output changes in direct proportion as the voltage is varied. At 0 V the light output dims to 0% (off) and at 10 V the light output is at 100% (fully on.)

1 - 10 V: Similar in operation to 0 - 10V dimming but the voltage is 'sinked' by the driver and will only dim to 10% before the power supply needs to be physically switched off. This method provides a very smooth dimming curve which is especially useful for colour-changing LEDs.

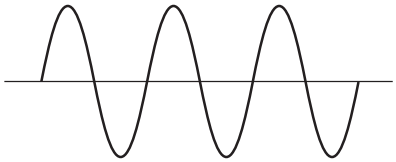

DALI Dimming

Digital Addressable Lighting Interface: The DALI protocol allows multiple luminaires to be individually controlled from a single point without the need for complex wiring. Each device is assigned a unique address and a single DALI network can accommodate up to 64 DALI ballasts. Devices may be controlled individually or in groups, with devices belonging to one or more groups.

The protocol allows for more advanced management of luminaires. E.g. the need for fittings to respond to multiple inputs such as daylight sensors. A DALI network can operate as a stand-alone system or be integrated into a larger building management system.

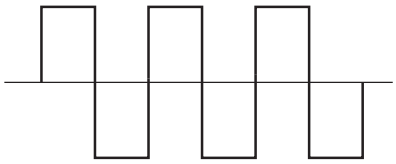

DALI-2 Dimming

DALI version 2: The DALI-2 protocol expands upon the specifications set down for DALI version 1, including many additional features and commands. Significantly, DALI-2 incorporates requirements for input and application devices such as occupancy sensors and bus power supplies, unlike DALI-1 which is limited to control gear. DALI-2 also allows devices from different manufacturers to be used in combination on the same bus, providing even greater flexibility. Benefits from the new protocol include polarity insensitivity, extended fade times, easier and more cost-efficient wiring, and a vastly improved clarification of the specification.

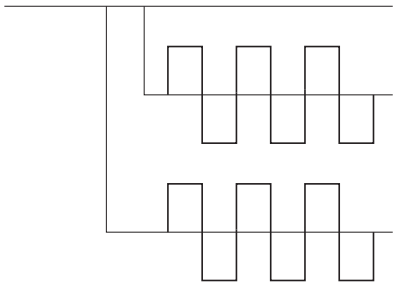

Insulation Ratings

Recessed luminaires are classified for use in proximity to building materials and insulation, as described in AS/NZS 60598.2, Section 2.

In Australia there are five classifications: Non-IC, Do Not Cover, CA90, IC and IC-4, described below.

(An additional classification - CA135 - exists in New Zealand but is not permitted for use in Australia.)

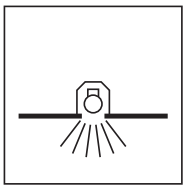

NON-IC

Commercial industrial - not for residential use
Not tested for use with building insulation

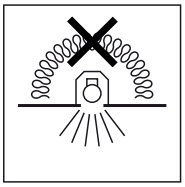

DO NOT COVER

Commercial or residential use
Not to be covered
Observe side and above clearances indicated in manufacturer's installation instructions

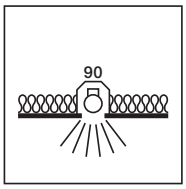

CA90

Commercial or residential use
Not to be covered but insulation may be placed against the sides of the luminaire
Observe above clearances indicated in manufacturer's installation instructions

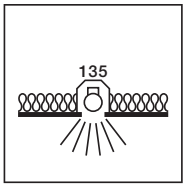

CA135

Not permitted for use in Australia



IC

Commercial or residential use
Used where some air movement **is** allowed between the living space and the roof space
Suitable for normal use when covered with building insulation
Maximum 90° C at side, top or mounting surface of luminaire

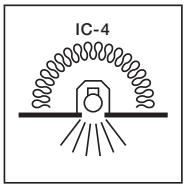

IC-4

Commercial or residential use
Used where air movement **is not** allowed between the living space and the roof space
Suitable for normal use when covered with building insulation
Maximum 90° C at side, top or mounting surface of luminaire

Index

Model	Code	Description	Power Range	IP Rating	Page
Ascella	ACS/ACW	Batten	20W - 50W	IP20	70
Ascella	ACS/ACW	Batten (emergency)	20W - 50W	IP20	234
Ashford	RSL	Down light (scoop)	50W	IP20	55
Balmoral	BM	Batten	10W - 40W	IP20	72
Balmoral	BM	Batten (emergency)	20W - 40W	IP20	238
Bathurst	BUR/BUE/UDR/DDR	Wall light	10W - 30W	IP65	150
Bola	BAB	Bollard	15W - 25W	IP66	204
Botha	BHS	Bulkhead	25W	IP65	146
Bowen	BWE/BWU	Down light (surface)	10W - 40W	IP20/IP65	50
Brixia	BR	Down Light	8W - 40W	IP44 / IP40	26
Bronte	LD	Down light (scoop)	42W	IP20	54
Brunswick	FLD	Flood light	100W - 1000W	IP66	182
Calypso	CYS/CYL	Bulkhead	12W - 16W	IP65	148
Clio	CLDR	Ceiling light	12W - 28W	IP20	66
Cressida	CRF/CRR/CSF	Troffer	35W - 40W	IP65	112
Cressida	CRFM	Troffer	15W - 55W	IP65	116
Dalco	DA/DAS	Down light	6W - 9W	IP44 / IP40	14
Dalton	DLV	Down Light	7W - 40W	IP44 / IP20	20
Debula	DLU	Down light	10W - 40W	IP44 / IP20	22
Dome	Dxx	Down light	9W - 56W	IP54	36
Excalibur	EX	Extrusion	18W - 38W	IP22	126
Floryn	FLA/FLE/FLS	Flood light	10W - 300W	IP65	172
Gedda	GDA	Wall light	30W - 60W	IP67	162
Glinos	GSL	Canopy light	100W - 200W	IP65	210
Helio	SLH	Street light	20W - 320W	IP66	194
Kingston	BL	Bollard	15W - 20W	IP65	207
KWIK	KWIK-E2	Exit light	1W	IP20	224
KWIK	KWIK-SPOT	Exit light	4W	IP20	228
KWIK	KWIK-X2	Exit light	1W	IP20	226
Larissa	LA	Wall light	30W - 50W	IP65	161
Limerick	LMS	Troffer	15W - 40W	IP40	90
Lyra	LYR	Ceiling light	12W - 28W	IP54	68
Mensa	MST	Troffer	15W - 40W	IP40	86
Nordus	NOS/NOP	Troffer (security)	24W - 90W	IP44	120
Nussa	NUC	Troffer (indirect)	10W - 40W	IP40	94
Nussa	NUD	Troffer (diffused)	12W - 40W	IP40	98
Nussa	NUL	Troffer (louvred)	12W - 40W	IP40	103
Nussa	NUS	Batten	15W - 35W	IP20	108
Pan	PNB	Panel light	10W - 60W	IP40	74
Pan	PNU	Panel light	30W - 60W	IP40	78
Pan	PNZ	Panel light	10W - 60W	IP20	82
Panthera	PTG	Post top light	15W - 100W	IP66	200
Perth	LFP	Flood light	50W - 300W	IP65	190
Picton	PDL	Down light	9W	IP54/IP20	18
Rydal	RL	Wall light	7W	IP40	124
Sirius	SRE2/SRS	Emergency light	2.5W	IP20	230
Start	SRx	Down light	6W - 42W	IP22	42
Sybil	SBX	Flood Light	100W - 300W	IP65	186
Travis	TSC/TSU	Track Light	10W - 50W	IP40 / IP20	56
TuffLED	TLO/TLO CT	Weatherproof batten	10W - 20W	IP54	144
Utofia	UFS	High bay	80W - 240W	IP65	214
Utofia	UFP	High bay	85W - 200W	IP65	218
Warell	WLR/WLS	Wall light	5W - 10W	IP65	164
Wynyard	WYN/WYNS	Weatherproof batten	24W - 46W	IP66	142
Wynyard	WYN/WYNS	Weatherproof batten (emergency)	24W - 46W	IP66	248
Wyplash	WPB	Weatherproof batten	10W - 40W	IP65	136
Wyplash	WPB	Weatherproof batten (emergency)	20W - 40W	IP65	242
Wyplash	WPU	Weatherproof batten	18W - 35W	IP65	138
Wyplash	WPU	Weatherproof batten (emergency)	18W - 35W	IP65	245
Xena	XND/XNR/XNF	Down light	10W - 70W	IP44/IP20	30
Accessories	AHF	Air-handling frame	n/a	n/a	132
	PF	Plaster frame	n/a	n/a	130
	SK/FBLSM	Surface mount frame	n/a	n/a	131
	SUS	Suspension kit	n/a	n/a	133

DAVISLIGHTING

HEAD OFFICE
Tel: 07 3712 8988
Fax: 07 3272 8988
Email: australia@davislighting.com
31 Beal Street,
Meadowbrook Qld 4131

NATIONAL
1300 851 001

QLD
Tel: 07 3712 8999
Fax: 07 3273 8388
Email: qld@davislighting.com
31 Beal Street,
Meadowbrook Qld 4131

NSW / ACT
Tel: 02 9677 0356
Fax: 02 9832 3788
Email: nsw@davislighting.com
35 Eddie Road,
Minchinbury NSW 2770

VIC / SA / TAS
Tel: 03 9588 0832
Fax: 03 9588 0892
Email: vic@davislighting.com
1/8 Graham Daff Boulevard,
Braeside Vic 3195

Lighting Council
AUSTRALIA
MEMBER

davislighting.com.au